


Ministry of science and high education RF Ulyanovsk State University	Form	
F-Working program of the discipline		



APPROVED BY

by the decision of the Academic Council of the USU
Institute of Medicine, Ecology and Physical Culture
22.06. 2020 Record No. 10/220

Chairman  / Midlenko V.I.
(Signature, Name)

«22» June 2020.

WORKING PROGRAM

Discipline	Faculty therapy
Faculty	Medical faculty of T.Z. Biktimirov
Name of department	Faculty therapy
Course	4



Direction (specialty) 31.05.01 General medicine (higher educational level "Speciality")
(code of the direction (specialty), full name)


Date of introduction to the educational process of ULSU « 1 » 09 2020

The program is updated at the meeting of the Department, Protocol No. 1 of 30.08. 2021
The program is updated at the meeting of the Department, Protocol No.1 of 29.08.2022
The program is updated at the meeting of the Department, Protocol No.9 of 28.04.23
The program is updated at the meeting of the Department, Protocol No. of 20

Developer information:

Full name	The department	Position, academic degree
Razin V.A.	Faculty therapy	MD, Professor of the Department, Associated Professor

Agreed	Agreed
Head of department, practicing discipline	Head of the graduating Department
<u></u> / <u>Ruzov V.I.</u> Signature Full name	<u></u> / <u>Vize-Khripunova M.A.</u> Signature Full name
«22» June 2020 г.	«22» June 2020 г.

Ministry of science and high education RF Ulyanovsk State University	Form	
F-Working program of the discipline		

This work program has been developed in accordance with the Federal State Educational Standard of Higher Education (GEF-3 + VO, 2016) in the specialty 31.05.01 “General Medicine” (higher education level “Specialty”) (order No. 95 dated 02/09/2016) and the Work Curriculum training of specialists at the Ulyanovsk State University Federal State Budgetary Educational Institution of Higher Professional Education.

2019/2020 year
Specialty 31.05.01 “General medicine” (six-year course of study)
Training is in Russian (classes) and in English (lectures).


1. Goals and objectives of mastering the discipline

The objectives of mastering the discipline:

The goal is to teach students methods of diagnosis, detection, treatment and prevention of the most common diseases of internal organs in humans

Tasks of mastering the discipline:

- training in practical skills when working with a supervised patient with the aim of mastering the methodology for examining a patient with therapeutic pathology;
- teach to correctly collect complaints and medical history, highlight leading syndromes;
- put forward a version of the preliminary diagnosis and be able to justify each of its provisions;
- draw up a survey plan, as well as analyze and interpret the received laboratory and instrumental data;
- master the methods of diagnosis and differential diagnosis in cardiology, pulmonology, gastroenterology, hepatology;
- Students should know how to formulate and justify the final clinical diagnosis, its complications, as well as concomitant diagnoses according to physical and paraclinical data, modern classifications,
- Students should know the standards for the diagnosis and treatment of diseases under study, international and Russian clinical recommendations for the diagnosis and treatment of diseases under study;
- Students should know the most important principles of treatment, including differentiated therapy from the perspective of evidence-based medicine in cardiology, pulmonology, gastroenterology - be able to draw up a treatment plan for the patient (with the prescription); know the main contraindications to the prescription of drugs, side effects of drugs; solve issues of temporary and permanent disability of the patient;
- Students should to carry out preventive measures for the studied diseases, to know the primary and secondary prevention of diseases;
- Students should be able to assess the prognosis for life, for working ability and for recovery;
- Students should know the pathogenesis of the main clinical syndrome complexes in the clinic of internal diseases;
- Students should know the complications, clinical manifestations of the complications of the studied diseases, diagnose and provide emergency care for the complication of diseases;
- Students should know the indications for surgical intervention for diseases of the heart, lungs and digestive organs;

Ministry of science and high education RF Ulyanovsk State University	Form	
F-Working program of the discipline		

- Students should know the clinic features, classification and early diagnosis of tumors of the lung, liver, pancreas, gastrointestinal tract.

The place of discipline in the structure of higher professional education (HPE).


The discipline "Faculty Therapy" refers to the basic (compulsory) part of block 1 of the specialty and the working curriculum of the specialty 31.05.01 "General Medicine" of section B1.B.37, approved by the rector of Ulyanovsk State University.

The basic knowledge indispensable for learning the discipline are formed:


- in the cycle pertaining to the humanities, social and economic disciplines, including learning of philosophy, medical ethics, psychology and pedagogics, history of medicine, hygiene, Latin;
- in the pertaining to mathematics, natural science, including learning of physics, mathematics, medical computer science, chemistry, biology, biochemistry, and normal anatomy, microbiology, normal physiology, histology, propedeutics of Internal Diseases.

LIST OF PLANNED RESULTS OF TRAINING BY DISCIPLINE (MODULE), RELATED TO PLANNED RESULTS OF DEVELOPMENT OF EDUCATIONAL PROGRAM

Code and name of competency	List of planned learning outcomes by discipline (module), correlated with indicators of achievement of competencies
PC -8 Readiness for medical use of drugs and other substances and their combinations in solving professional problems	<p>Know:</p> <ul style="list-style-type: none"> -classification and main characteristics of drugs, pharmacodynamics and pharmacokinetics, indications and contraindications for the use of drugs, side effects; -clinical and pharmacological characteristics of the main groups of drugs and the rational choice of specific drugs in the treatment of the main pathological syndromes of diseases and emergency conditions. <p>Be able to:</p> <ul style="list-style-type: none"> - prescribe prescriptions for certain diseases and pathological processes, based on the characteristics of their pharmacodynamics and pharmacokinetics; - justify the need for clinical and immunological examination of the patient, analyze the effect of drugs on the totality of their pharmacological properties and the possibility of their use for therapeutic treatment. <p>Own: the purpose of drugs in the treatment</p>

Ministry of science and high education RF Ulyanovsk State University	Form	
F-Working program of the discipline		

<p>PC -5 Willingness to collect and analyze patient complaints, medical history, examination results, laboratory, instrumental, pathological and anatomical and other studies in order to recognize the condition or establish the presence or absence of a disease</p>	<p>Know: -clinical picture, features of the course and possible complications of the most common diseases that occur in a typical form in the adult population; -modern methods of clinical, laboratory and instrumental diagnosis of diseases of a therapeutic profile in the adult population; general principles and features of diagnosis.</p> <p>Be able to: - palpate the main bone landmarks on a person, outline the topographic contours of organs and the main vascular and nerve trunks; -analyze the results of x-ray examination; -interpret the results of the most common methods of functional diagnostics used to identify pathological processes in organs and systems; -Collect history, spend physical examination of the patient (examination, palpation, auscultation, measurement of blood pressure, determination of heart rate, respiratory rate); send for laboratory and instrumental examination and consultation with specialists.</p> <p>Own: - methods of general clinical examination; -interpretation of the results of laboratory, instrumental diagnostic methods</p>
<p>PC-6 - The ability to determine in patients the main pathological conditions, symptoms, disease syndromes, nosological forms in accordance with the International Statistical Classification of Diseases and Problems Related to Health (ICD)</p>	<p>Know: - concepts of etiology, pathogenesis, morphogenesis, pathomorphism of the disease, principles of classification of diseases; basic concepts of general nosology.</p> <p>Be able to: -interpret the results of the examination, make a preliminary diagnosis, outline the scope of additional studies to clarify the diagnosis, formulate a clinical diagnosis; to develop a treatment plan taking into account the course of the disease, select and prescribe drug therapy, use non-drug treatment methods, and carry out rehabilitation measures.</p> <p>Own: - an algorithm for making a preliminary diagnosis with their subsequent referral to an additional examination and to specialist doctors; an algorithm for setting a detailed clinical diagnosis.</p>
<p>PC-8 Ability to determine management tactics for patients with various nosological forms</p>	<p>Know: -Bases of the legislation of the Russian Federation for the protection of public health, basic regulatory and technical documentation; - Introduction of standard accounting and reporting medical documentation in medical organizations; -Methods of treatment and indications for their use, contraindications to their purpose, especially their implementation.</p> <p>Be able to: - formulate indications for the chosen method of treatment taking</p>

Ministry of science and high education RF Ulyanovsk State University	Form	
F-Working program of the discipline		

	<p>into account etiologic and pathogenetic agents, substantiate pharmacotherapy in a particular patient with major pathological syndromes and emergency conditions, determine the route of administration, regimen and dose of drugs, evaluate the effectiveness and safety of the treatment.</p> <p>Own:</p> <ul style="list-style-type: none"> - the correct management of medical records; -basic medical diagnostic and therapeutic measures for the provision of first aid and medical care in emergency and life-threatening conditions.
--	---

4. WORKLOAD

4.1 The volume of discipline in credits (total) 7 C/ 252 hours


4.2 by type of academic work (in hours)

Type of study	Number of hours (full-time training form)		
	Total according to plan	Including by semester	
		4 c. 7th semester	4 c. 8 semester
1	2	3	4
Contact work of students with the teacher	198	90	108
Auditory lessons:	162	90	72
Lectures	36	18	18
practical and seminar classes	126	72	54
laboratory work (laboratory workshop)	-		
Independent work	54	18	36
Current control (quantity and type: contact work, colloquium, abstract)	1 CW		
Course work	нет	нет	нет
Types of intermediate certification (exam, test)	Exam 36		Exam 36
Total hours for discipline	252 / 7 C	108/ 3 C	144 / 4 C


4.3 The content of the discipline (module.) Distribution of hours by topics and types of academic work:

Full-time training

Title and sections and topics	Total	Types of Training			
		Auditory lessons		Online Classes	Independent work
		lectures	workshops, seminars		
1	2	3	4	5	6
Section 1. Cardiology					

Ministry of science and high education RF Ulyanovsk State University	Form	
F-Working program of the discipline		

1. Hypertonic disease.	10	2	6		2
2. Cardiopsychoneurosis.	2	-	-		2
3. Atherosclerosis. Ischemic heart disease. Angina pectoris. Acute coronary syndrome	12	2	6		4
4. Myocardial infarction.	14	4	6	2	4
5. ARF. Chronic rheumatic heart disease.	10	2	6		2
6. Infectious endocarditis.	8	2	6		-
7. Acquired heart defects: Mitral and tricuspid valve defects.	12	2	6		4
8. Acquired heart defects: Aortic valve defects.	12	2	6		4
9. Chronic heart failure.	12	2	6	2	4
Section 2. Pulmonology					
10. Acute pneumonia.	12	2	6	2	4
11. Tumors of the lungs.	4	-	-	-	4
12. Chronic obstructive pulmonary disease (COPD).	8	2	6	-	-
13. Chronic bronchitis.	2	-	-	-	2
14. Suppurative lung diseases.	8	-	6	-	2
15. Bronchial asthma.	10	2	6	2	2
16. Chronic pulmonary heart.	8	2	6	2	-
Section 3. Gastroenterology					
17. Chronic gastritis.	4	1	3	-	-
18. Tumors of the stomach.	2	-	-	-	2
19. Peptic ulcer.	4	1	3	-	-
20. Diseases of the	10	2	6	-	2

Ministry of science and high education RF Ulyanovsk State University	Form	
F-Working program of the discipline		

biliary system.					
21. Chronic pancreatitis.	10	2	6	-	2
22. Tumors of the pancreas.	2	-	-	-	2
23. Chronic non-infectious enteritis, colitis.	2		2	-	-
24. Chronic inflammatory bowel disease: Crohn's disease, ulcerative colitis.	6	2	4	-	-
25. Intestinal tumors.	2	-	-	-	2
26. Chronic hepatitis.	7	1	6	-	-
27. Tumors of the liver.	2	-	-	-	2
28. Cirrhosis of the liver.	7	1	6	-	-
Curation of patients. Interactive Learning Forms					
29. Curation of patients. Protection of medical history	8	-	6	-	2
30. Simulation course.	6	-	6	6	-
Final exam	36 / 1 C	-	-	-	-
TOTAL by discipline	252 / 7 C	3 6	1 2 6	16	5 4


5. CONTENT OF LECTURES

Section 1. Cardiology.

Topic 1. Hypertension. Definition The current state of the problem. Etiology, risk factors (stratification), pathogenesis, modern classification (WHO / MTF, etc.), pathomorphology, clinic, stages, degrees and course, complications, diagnostics. Treatment. Prevention Russian and European recommendations. Diagnostic and treatment standards approved by the Ministry of Health of the Russian Federation. Modern antihypertensive therapy

Topic 3. Atherosclerosis. Ischemic heart disease. Angina pectoris. Acute coronary syndrome. The current state of the problem. Metabolic syndrome. Dyslipidemia. Definition The current state of the problem. ACS, Angina pectoris: etiology, risk factors, pathogenesis, modern classification, pathomorphology, clinic, course, diagnosis, therapy. Rules for the management of patients. Prevention Russian and European recommendations. Diagnostic and treatment standards approved by the Ministry of Health of the Russian Federation

Topic 4. Myocardial infarction. Definition The current state of the problem. Etiology, risk factors, pathogenesis, modern classification, pathomorphology, clinic, course options, course

Ministry of science and high education RF Ulyanovsk State University	Form	
F-Working program of the discipline		

periods, diagnosis. Complications of MI taking into account the periods of its course. Treatment. Emergency care for myocardial infarction. Rules for the treatment and management of patients with myocardial infarction. Indications for active thrombolysis. Prevention Russian and European recommendations. Diagnostic and treatment standards approved by the Ministry of Health of the Russian Federation.

Topic 5. ARF. Chronic rheumatic heart disease. Definition The current state of the problem. Etiology, risk factors, pathogenesis, modern classifications, pathomorphology, clinic, diagnostic criteria, course, diagnosis, treatment principles. Prevention Diagnostic and treatment standards approved by the Ministry of Health of the Russian Federation.

Topic 6. Infectious endocarditis. Definition. The current state of the problem. Etiology, risk factors, pathogenesis, modern classification, pathomorphology, clinic, stages and course, diagnosis, complications, modern IE therapy - etiologic, pathogenetic. Indications for surgical intervention. Prevention Diagnostic and treatment standards approved by the Ministry of Health of the Russian Federation.

Topic 7. Acquired heart diseases. Defects of the mitral valve of the heart - insufficiency, stenosis, combined (stenosis + insufficiency). Tricuspid valve insufficiency. Combined and combined mitral and tricuspid valve lesions. The current state of the problem. Etiology, risk factors, pathogenesis, modern classifications, pathomorphology, clinic, diagnostic criteria, stages, diagnosis, treatment principles. Indications for surgical intervention. Prevention Diagnostic and treatment standards approved by the Ministry of Health of the Russian Federation.

Topic 8. Acquired heart diseases. Defects of the aortic valve: insufficiency, stenosis. The current state of the problem. Combined aortic malformations (insufficiency + stenosis). Combined aortic-mitral, aortic-mitral-tricuspid heart defects. Etiology, risk factors, pathogenesis - hemodynamics, modern classification, pathomorphology, clinic, course, diagnosis, treatment. Indications for surgical intervention. Prevention - Diagnostic and treatment standards approved by the Ministry of Health of the Russian Federation.


Topic 9. Chronic heart failure. Definition The current state of the problem. Etiology, risk factors, pathogenesis, modern classification, pathomorphology, clinic, course, diagnosis, therapy. Prevention Russian and European recommendations. Russian and European recommendations. Diagnostic and treatment standards for heart failure, approved by the Ministry of Health of the Russian Federation.

Section 2. Pulmonology

Topic 10. Acute pneumonia. Definition The current state of the problem. Etiology, risk factors, pathogenesis, modern classification, pathomorphology, clinic, course, complications, diagnosis. Modern therapy (etiologic - empirical; pathogenetic). Primary and secondary prevention Diagnostic and treatment standards approved by the Ministry of Health of the Russian Federation.

Theme 12. COPD. Definition The current state of the problem. Etiology, risk factors, pathogenesis, modern classifications, pathomorphology, clinic, course, diagnosis, complications, modern therapy. Prevention Russian and European recommendations. GOLD 2006/2007, 2011, 2013. Diagnostic and treatment standards approved by the Ministry of Health of the Russian Federation.

Topic 15. Bronchial asthma. Definition The current state of the problem. Etiology, risk factors, pathogenesis (early and late stages of allergic reactions), modern classification - controlled and uncontrolled bronchial asthma, pathomorphology, clinic, course, diagnosis, step-by-step therapy, characterization of modern therapies for bronchial obstructive syndrome. Controlled bronchial

Ministry of science and high education RF Ulyanovsk State University	Form	
F-Working program of the discipline		

asthma. Prevention Russian and European recommendations. Russian and European recommendations. GINA 2006/2007, 2009, 2011, 2013. Diagnostic and treatment standards approved by the Ministry of Health of the Russian Federation.

Topic 16. Chronic pulmonary heart. Definition The current state of the problem. Etiology, risk factors, pathogenesis, modern classification, pathomorphology, clinic, stages, course, diagnosis, modern therapy. Prevention Russian and European recommendations. Diagnostic and treatment standards approved by the Ministry of Health of the Russian Federation.

Section 3. Gastroenterology

Topic 17. Chronic gastritis. Definitions. The current state of the problem. Etiology (role of Hp), risk factors, pathogenesis, international classifications, pathomorphology, clinic, course, diagnosis, complications, groups of drugs and principles of therapy. Eradication and antisecretory therapy of Hp-associated diseases and chronic gastritis. Prevention Russian and European recommendations. Diagnostic and treatment standards approved by the Ministry of Health of the Russian Federation.

Topic 19. Peptic ulcer. Definitions. The current state of the problem. Etiology (role of Hp), risk factors, pathogenesis, international classification, clinical course, diagnosis, complications, groups of drugs and principles of therapy. Complications, treatment of peptic ulcer. Absolute and relative indications for surgical intervention. Prevention Russian and European recommendations. Diagnostic and treatment standards approved by the Ministry of Health of the Russian Federation.


Topic 20. Diseases of the biliary system. Definitions. The current state of the problem. Oddi sphincter dysfunction (types) and types of biliary dyskinesia, chronic cholangitis / cholecystitis, cholelithiasis - etiology, risk factors, pathogenesis, modern classifications, pathomorphology, clinic, course, diagnosis, therapy (etiotropic, pathogenetic). Indications for surgical intervention .. Prevention. Russian and European recommendations. Diagnostic and treatment standards approved by the Ministry of Health of the Russian Federation.

Topic 21. Chronic pancreatitis. Definition The current state of the problem. Etiology, risk factors, pathogenesis, modern classifications, pathomorphology, clinic, course, diagnosis, treatment. Indications for surgical intervention. Prevention Russian and European recommendations. Diagnostic and treatment standards approved by the Ministry of Health of the Russian Federation.

Topic 23. Chronic non-infectious enteritis, colitis. Definition The current state of the problem. Functional bowel disease: IBS. Dysbacteriosis Pseudomembranous colitis. Etiology, risk factors, pathogenesis, modern classifications, pathomorphology, clinic, course, diagnosis, complications, therapy. Treatment. Prevention Russian and European recommendations. Diagnostic and treatment standards approved by the Ministry of Health of the Russian Federation.

Topic 24. Chronic inflammatory bowel disease (HVZK): Crohn's disease, ulcerative colitis. Definition The current state of the problem. Etiology, risk factors, pathogenesis, modern classifications, pathomorphology, clinic, course, diagnosis, complications, therapy. Treatment. Indications for surgical intervention. Prevention Russian and European recommendations. Diagnostic and treatment standards approved by the Ministry of Health of the Russian Federation.

Theme 26. Chronic hepatitis. Definition The current state of the problem. Etiology, risk factors, pathogenesis, modern classifications, pathomorphology, clinic, course, complications and outcomes, diagnosis, prevention. Modern antiviral and pathogenetic therapy of chronic hepatitis. Prevention Russian and European recommendations. Diagnostic and treatment standards approved by the Ministry of Health of the Russian Federation.

Ministry of science and high education RF Ulyanovsk State University	Form	
F-Working program of the discipline		

Topic 28. Cirrhosis of the liver. Definition The current state of the problem. Etiology, risk factors, pathogenesis, modern classifications, stages of the course of liver cirrhosis according to the nomenclature of Child Pyug, pathomorphology, clinic, course, complications and outcomes, diagnosis, prevention. Modern therapy for cirrhosis. Prevention Russian and European recommendations. Diagnostic and treatment standards approved by the Ministry of Health of the Russian Federation.

6. TOPICS OF PRACTICAL AND SEMINAR ACTIVITIES

Section 1. Cardiology.

Theme 1. (practical lesson). Arterial hypertension (HTN, AH)

The current classification of hypertension (WHO / MTF). Degrees and stages of HTN. The clinical picture and diagnosis criteria at various stages of hypertension. Stratification of risk factors in hypertension. Cardiovascular risk. Hemodynamic options. The course of the disease. Complications Hypertensive crises. Malignant and juvenile hypertension. Differential diagnosis of hypertension and symptomatic hypertension. Principles of treatment: groups of antihypertensive drugs, saluretics. Complications of HTN. Stopping hypertensive crises. Outgoing. Primary and secondary prevention. Dispensary. Forecast. Diagnostic and treatment standards approved by the Ministry of Health of the Russian Federation. ITU.


Questions to the topic.

- Etiology and pathogenesis of hypertension
- Classification of hypertension by WHO / MTF, stratification of risk levels
- The main syndromes with HTN
- Stage, degree THN,
- Criteria for stratification of cardiovascular risk in hypertension
- Risk factors for developing AH
- Criteria for the diagnosis of stage I HTN
- Criteria for the diagnosis of stage II HTN
- Criteria for the diagnosis of stage III HTN
- Changes in ECG, radiographs, fundus, echocardiography with various stages of hypertension
- The concept of secondary hypertension. List 5 groups of secondary hypertension
- Complications of GB (4 groups)
- Principles of treatment of HTN. List 7 groups of drugs used in the treatment of hypertension.
- Indications for the appointment of each group
- The concept of NDC, definition;
- Etiology, pathogenesis and risk factors for development (predisposing, causing) NDC; classification of NDC, types of cardialgia, severity of NDC);
- Cardiophychoneurosis: clinic, syndromes (cardiac, vasomotor, etc.);
- types (hypotensive, hypertensive, normotensive, mixed) NDC;
- vegetovascular crises, classification (L.S. Gitkina), clinic;
- diagnostic criteria of NDC;
- principles of treatment of NDC, clinical examination, ITU.

Theme 3. (practical lesson). Atherosclerosis. Ischemic heart disease. Angina pectoris.

Acute coronary syndrome.

Risk factors for atherosclerosis, coronary heart disease. Cardiovascular risk. Stratification of risk

Ministry of science and high education RF Ulyanovsk State University	Form	
F-Working program of the discipline		

factors. Clinic of atherosclerosis of various localization. Atherosclerosis of the coronary arteries. Ischemic heart disease. Definition. Risk factors. Classification of coronary heart disease. Clinical variants of angina pectoris: stable (with indication of FC), first occurring, progressive, variant, decubital, peri-infarction. Acute coronary syndrome - concept, clinic, diagnostic criteria, patient management tactics. Criteria for the diagnosis of the above forms of angina pectoris. Differential diagnosis with acute focal myocardial dystrophy, small focal myocardial infarction. Flow. Treatment of atherosclerosis, coronary heart disease, angina pectoris. Groups of antianginal, antiatherosclerotic drugs. Relief and prevention of pain attacks (nitrates, beta-blockers, calcium antagonists, etc.). Instrumental diagnosis of angina pectoris, coronary atherosclerosis. Clinical examination of patients with atherosclerosis, angina pectoris. Diagnostic and treatment standards approved by the Ministry of Health of the Russian Federation. ITU.

Questions to the topic.


- Classification of IHD (WHO 1984)
- Pathogenetic mechanisms of angina pectoris development (coronary atherosclerosis, hemodynamically significant stenosis, spasm of coronary arteries)
- The most important risk factors for coronary heart disease
- Criteria for the diagnosis of Rose angina pectoris
- Criteria for the diagnosis of various forms of angina pectoris (first occurring, stable, progressive, Prinzmetal, as well as peri-infarction, decubital)
- Highlight a pre-infarction condition
- Differential diagnosis of angina pectoris with cardialgia, with thoracic osteochondrosis, myocardial infarction
- The basic principles of the treatment of angina pectoris (a group of anti-anginal drugs), relief of an angina attack and medical tactics
- Definitions of atherosclerosis, coronary heart disease, angina pectoris;
- Patho-and morphogenesis of atherosclerosis;
- pathogenesis of angina pectoris;
- classification of atherosclerosis;
- criteria for progressive angina pectoris;
- clinical variants of angina pectoris;
- principles of the treatment of atherosclerosis;
- clinical examination, prognosis for atherosclerosis.

Theme 4. (practical lesson). Myocardial infarction.

The clinical picture at different periods of the disease. Clinical options for the onset of the disease. Diagnosis, criteria for typical and atypical forms of MI. ECG, resorption-necrotic and other syndromes. Stages, periods, variants of the course of MI. Topical, laboratory diagnosis of MI Complications of MI (acute, subacute periods). Therapeutic regime in various periods of the course of MI. Treatment in the acute period: anticoagulant, thrombolytic therapy, relief of anginal status in MI, management tactics for patients with MI. Treatment of complications (pulmonary edema, cardiogenic shock). Rehabilitation of patients with myocardial infarction. Forecast. Prevention Diagnostic and treatment standards approved by the Ministry of Health of the Russian Federation. ITU.

Questions to the topic.

- Classification of coronary heart disease (WHO, 1984)
- Etiology of myocardial infarction (the main etiological groups of the disease are coronary arteriosclerosis, arterial diseases (arteritis, trauma, etc.), coronary artery embolism, congenital

Ministry of science and high education RF Ulyanovsk State University	Form	
F-Working program of the discipline		

defects of the coronary arteries, a sharp mismatch of myocardial oxygen demand and its supply, in situ thrombosis)

- Pathogenetic mechanisms of myocardial infarction. Morphogenesis in MI, depending on the stage of the disease.
- The most important risk factors for coronary heart disease.
- Clinical syndromes with myocardial infarction (St. anginosus, cardiodynamic, arrhythmic, resorption-necrotic, ECG syndrome - topical diagnosis).
- Criteria for the diagnosis of myocardial infarction in various periods (acute, acute, subacute, scarring, post-infarction atherosclerosis) - ECG syndrome. Dates of MI course for the above periods.
- Variants of the course of MI according to the time parameter - acute, prolonged, repeated, recurrent.
- Clinical options for myocardial infarction (typical - anginal, atypical - asthmatic, gastralgic, arrhythmic, cerebral, angina pectoris, painless).
- Acute coronary syndrome. Preinfarction condition.
- Complications of MI - acute, subacute periods. Emergency care for sudden coronary death, cardiogenic shock, cardiac asthma, fibrillation and asystole, etc.
- The basic principles of the treatment of myocardial infarction.

Topic 5. (practical lesson). Acute rheumatic fever. Chronic rheumatic heart disease.

The current state of the problem. Epidemiology. Etiology, pathogenesis, risk factors for development. The role of heredity and risk factors in rheumatism. Modern classification of rheumatism. Clinic, diagnostics. Criteria for the diagnosis of rheumatism (primary and secondary), rheumatic carditis (primary, recurrent; myo-, endo-, peri-carditis); polyarthritis, rheumatic erythema, nodules. Variants of the course of rheumatism (acute, prolonged, subacute, continuously relapsing, latent). Activity criteria I, II, III degree. Differential diagnosis between rheumatoid arthritis and rheumatoid arthritis; rheumatic carditis and infectious endocarditis, rheumatic and infectious-allergic myocarditis. Complications, principles of treatment of rheumatism, ITU.


. Diagnostic and treatment standards approved by the Ministry of Health of the Russian Federation.

Questions to the topic.

- definition of acute rheumatic fever (ARF), chronic rheumatic diseases;
- etiology, risk factors for the development of acute respiratory infections;
- pathogenesis of acute respiratory infections;
- classification of rheumatism;
- options for the course of rheumatism, the degree of activity of ORL;
- ORL clinic, syndromes;
- ORL diagnosis criteria - basic, additional;
- criteria for rheumatic carditis (primary, recurrent) - myocarditis, endocarditis, pericarditis; polyarthritis;
- complications of acute respiratory infections;
- principles of treatment of acute respiratory infections, prevention of acute respiratory infections (primary, secondary);
- clinical examination, prognosis, ITU for ARF.

Theme 6. (practical lesson). Infective endocarditis (IE).

Risk factors for primary and secondary IE. Clinic: options for the onset of the disease, temperature curve, damage to the heart and other organs (kidneys, liver, spleen, skin, sclera),

Ministry of science and high education RF Ulyanovsk State University	Form	
F-Working program of the discipline		

classification. Thromboembolic complications. The criteria for the diagnosis of degrees of severity and stages of IE. Laboratory and instrumental diagnostics. Cure criteria. The principles of treatment, the choice of antibiotics, the duration of therapy. Secondary Prevention Outcomes. ITU

. Diagnostic and treatment standards approved by the Ministry of Health of the Russian Federation.

Questions to the topic.

- definition of infectious endocarditis, the concept of primary and secondary forms of the disease;
- etiology and risk factors for the development of IE, group of "risk" IE;
- IE pathogenesis (primary and secondary bacteremia, immuno-inflammatory stage, dystrophic stage); features of the modern course of IE;
- classification of IE;
- clinic IE, syndromes with IE;
- the degree of activity in IE;
- criteria for the diagnosis of IE in stage I, II, III;
- complications of IE;
- principles of treatment of IE - the duration of antibiotic therapy, the duration of treatment, medical examination;
- prognosis and prevention of IE.


Theme 7. (practical lesson). Acquired heart defects. Defects of the mitral valve of the heart - insufficiency, stenosis, combined (stenosis + insufficiency). Tricuspid valve insufficiency. Combined and combined mitral and tricuspid valve lesions.

Mitral valve insufficiency and stenosis. Tricuspid valve insufficiency. Etiology, hemodynamics. Classification. Clinic, diagnosis criteria. The clinical picture and stages of mitral insufficiency and mitral stenosis. Diagnosis criteria (direct, valve and indirect) of mitral insufficiency, mitral stenosis. Stages of the current. Combined mitral heart disease. Tricuspid valve insufficiency: etiology, pathogenesis, clinical features, diagnostic criteria (direct, valve and indirect). Principles of treatment and indications for surgical treatment of mitral heart defects. Prevention, prognosis, ITU.

. Diagnostic and treatment standards approved by the Ministry of Health of the Russian Federation.

Questions to the topic.

- definition, etiology of mitral and tricuspid heart defects - insufficiency and stenosis;
- pathogenesis - hemodynamics of heart defects (failure, stenosis);
- classification of mitral stenosis (according to Bakulev-Damir);
- clinical signs of mitral and tricuspid malformations - subjective, objective;
- criteria for the diagnosis of mitral regurgitation (direct and indirect signs);
- criteria for the diagnosis of mitral stenosis (direct and indirect signs);
- criteria for the diagnosis of tricuspid insufficiency (direct and indirect signs);
- changes in ECG, FCG, chest radiographs with heart defects;
- peripheral signs of mitral and tricuspid insufficiency and their hemodynamic basis;
- peripheral symptoms of mitral stenosis and their hemodynamic justification;
- stages of the course of defects and their complications;
- principles of treatment. Indications for surgical treatment of mitral and tricuspid heart defects.

Ministry of science and high education RF Ulyanovsk State University	Form	
F-Working program of the discipline		

Theme 8. (practical lesson). Acquired heart defects. Defects of the aortic valve: insufficiency, stenosis.

The current state of the problem. Combined aortic malformations (insufficiency + stenosis).

Combined aortic-mitral, aortic-mitral-tricuspid heart defects.

Aortic valve insufficiency and stenosis. The clinical picture and stages of aortic insufficiency, aortic stenosis, tricuspid valve insufficiency. Diagnosis criteria for aortic malformations (insufficiency and stenosis). Direct (valve) and additional criteria of the above-mentioned defects. Stages of the course of aortic malformations. Treatment and possibilities of surgical treatment. Prevention Forecast. ITU.

. Diagnostic and treatment standards approved by the Ministry of Health of the Russian Federation.

Questions to the topic.

- definition, etiology of aortic heart defects - insufficiency and stenosis;
- pathogenesis - hemodynamics of aortic heart defects (failure, stenosis);
- classification of aortic stenosis (G. Zuckerman, M. Semenovskiy, 1967), aortic insufficiency (H. Teilor et al.);
- clinical signs of aortic defects - subjective, objective;
- criteria for the diagnosis of aortic insufficiency (direct and indirect signs);
- criteria for the diagnosis of aortic stenosis (direct and indirect signs);
- changes in ECG, FCG, chest radiographs with aortic heart defects;
- peripheral signs of aortic insufficiency and their hemodynamic basis
- peripheral symptoms of aortic stenosis and their hemodynamic justification
- stages of the course of aortic defects and their complications
- principles of treatment. Indications for surgical treatment of aortic heart defects.


Theme 9. (practical lesson). Chronic heart failure.

Definition of heart failure. Etiology, pathogenesis, prevalence. Clinic, classification. Differential diagnosis. Diagnosis criteria for CNS at different stages and with different functional classes. Treatment. Complications and outcomes. Clinical examination. Prevention Forecast. ITU.

Risk factors, clinic and diagnosis criteria for chronic heart failure. Diagnosis criteria: left and right ventricular failure, stages (I, IIA, IIB, III). Classification of CNK (according to Vasilenko-Srazhesko, and New York with the indication of FC). X-ray signs of venous and arterial plethora of the pulmonary circulation; ECG signs of systolic and diastolic overload of the left and right ventricle, myocardial hypertrophy of the ventricles and atria). Complications Principles of treatment and differentiated therapy of CNS. Clinical examination, prognosis, prevention. ITU.

. Diagnostic and treatment standards approved by the Ministry of Health of the Russian Federation. Questions to the topic.

- determination of chronic heart failure (CHF);
- etiology and risk factors for the development of CHF;
- pathogenesis of ;
- classification of CNK;
- Clinic HNK, syndromes of HNK by stages;
- signs of right ventricular, left ventricular heart failure;
- ECG signs: LVH, LAH, RVH, RAH; systolic and diastolic overloads of the left ventricle and the right ventricle.
- Rx-signs of venous and arterial plethora of the pulmonary circulation;
- criteria for the diagnosis of CHF - I, IIA, IIB, III stages, I-IV FC;
- complications of CHF;

Ministry of science and high education RF Ulyanovsk State University	Form	
F-Working program of the discipline		

- principles for the treatment of CHF, taking into account the stage, the group of drugs used in the treatment of CHF, differentiated therapy;
- clinical examination, prognosis for CHF.

Section 2. Pulmonology

Theme 10. (practical lesson). Acute pneumonia.

Definition Epidemiology. Etiology. Pathogenesis. Classifications OP. Risk factors for acute and protracted pneumonia, clinical features, diagnosis criteria (subjective, objective, laboratory, radiological) focal, croupous, interstitial; nosocomial, community-acquired, aspiration, atypical and in immunocompromised patients. Criteria for assessing the severity and cure of pneumonia. Complications (pulmonary, extrapulmonary). Treatment. Prevention ITU. Diagnostic and treatment standards approved by the Ministry of Health of the Russian Federation.

Questions to the topic.

- definition of pneumonia (acute, prolonged);
- etiology of pneumonia (acute, prolonged);
- risk factors for pneumonia;
- pathogenesis of acute pneumonia;
- classification of pneumonia;
- clinical syndromes with pneumonia;
- Dx criteria for bronchopneumonia, pleuropneumonia;
- complications of pneumonia;
- course, severity of pneumonia, cure criteria;
- The principles of treatment of pneumonia: etiotropic, pathogenetic therapy;
- clinical examination, prognosis for OP.

Theme 12. (practical lesson). COPD


Definition Epidemiology. Etiology. Classification of COPD. Risk factors, clinical syndromes, criteria for the diagnosis of COPD. Complications and outcomes of COPD. Diagnostic criteria for emphysema and respiratory failure. Treatment of various forms of COPD according to international consensus on COPD. Prevention, prognosis, ITU. Diagnostic and treatment standards approved by the Ministry of Health of the Russian Federation.

Questions to the topic.

- definition of COPD;
- etiology of COPD;
- risk factors for developing COPD;
- pathogenesis of COPD;
- pathogenesis and main positions of biofeedback in COPD;
- classification of COPD;
- clinical syndromes in COPD;
- WHO COPD criteria, GOLD regulations;
- principles of treatment, pathogenetic therapy;
- course, complications and outcomes;
- prevention of COPD;
- clinical examination, prognosis for COPD.

Theme 13. (practical lesson). Chronical bronchitis.

Definition Epidemiology. Etiology. Classification of chronic bronchitis. Risk factors, clinical syndromes, criteria for the diagnosis of CB catarrhal, purulent, obstructive; rare forms of chronic

Ministry of science and high education RF Ulyanovsk State University	Form	
F-Working program of the discipline		

bronchitis (fibrinous, hemorrhagic). Complications and outcomes of CB. Diagnostic criteria for pulmonary emphysema and respiratory failure. Treatment of various forms of CB according to international consensus on COPD. Prevention, prognosis, ITU.

. Diagnostic and treatment standards approved by the Ministry of Health of the Russian Federation. Questions to the topic.

- determination of chronic bronchitis;
- etiology of chronic bronchitis;
- risk factors for the development of chronic bronchitis;
- pathogenesis of chronic bronchitis;
- classification of CB;
- clinical syndromes in chronic bronchitis;
- criteria for the diagnosis of CB according to WHO;
- Dx criteria for various forms of chronic bronchitis;
- complications of chronic bronchitis;
- course options, severity (obstruction) of chronic bronchitis;
- treatment principles: etiotropic, pathogenetic therapy;
- clinical examination, prognosis for chronic bronchitis.

Theme 14. (practical lesson). Suppurative lung diseases.


Definition Epidemiology. Etiology. The concept of chronic pneumonia. Definitions of lung abscess (acute and chronic), lung gangrene, bronchiectasis, risk factors for the development of diseases, pathogenesis of lung abscess, lung gangrene, bronchiectasis. Clinic, diagnosis of lung abscess, pulmonary gangrene, bronchiectasis. Leading clinical syndromes, criteria for the diagnosis of lung abscess (acute, chronic), lung gangrene, bronchiectatic disease .. Laboratory, instrumental - radiation (radiological, bronchographic, tomographic) reference points for criteria for the diagnosis of lung abscess, lung gangrene, bronchiectasis illnesses. Differential diagnosis of chronic pneumonia, bronchiectasis, abscess (acute and chronic), pulmonary gangrene. Principles of treatment of suppurative lung diseases. Forecast, prevention, ITU. Diagnostic and treatment standards approved by the Ministry of Health of the Russian Federation.

Questions to the topic.

- definition of bronchiectasis, abscess, lung gangrene;
- etiology of suppurative lung diseases;
- pathogenesis of lung abscess, bronchiectasis;
- risk factors for the development of suppurative lung diseases;
- classification;
- clinical syndromes with lung abscess, bronchiectasis;
- Dx criteria, acute AL, chronic AL, lung gangrene;
- complications of lung abscesses, bronchiectasis;
- course, severity, cure criteria for BEB, lung abscesses;
- principles of treatment of suppurative lung diseases: etiotropic, pathogenetic therapy, indications for surgical treatment;
- clinical examination, prognosis for suppurative lung diseases.

Theme 15. (practical lesson). Bronchial asthma.

Definition Epidemiology. Etiology. Bronchial Asthma: Classification. Asthma risk factors (triggers, inductors). Clinic and diagnostic criteria (main and additional) of various forms and stages of BA. Complications of AD A stepwise approach to the diagnosis and treatment of AD.

Ministry of science and high education RF Ulyanovsk State University	Form	
F-Working program of the discipline		

Complications Outcomes. BA treatment in the onset and without exacerbation. Physiotherapy. Asthmatic status of I, II, III stage. Treatment of a prolonged attack of asthma, asthma status (stage I, II, III). Clinical examination of patients with BA. Prevention, prognosis. ITU. Diagnostic and treatment standards approved by the Ministry of Health of the Russian Federation.

Questions to the topic.

- determination of bronchial asthma;
- etiology and risk factors for BA;
- BA pathogenesis - “early” and “late” stages of allergic reactions in AD, especially the pathogenesis of BF in various types of allergic reactions;
- classification of bronchial asthma;
- controlled and uncontrolled BA;
- Clinical manifestations of asthma, syndromes in BA (especially biofeedback);
- Asthma criteria;
- clinical forms of asthma, severity of asthma;
- BA complications, asthmatic status;
- principles of BA treatment, step-by-step approach, anti-inflammatory and bronchodilator therapy groups;
- clinical examination, prognosis for asthma.

Theme 16. (practical lesson). Pulmonary heart disease (PHT).

Definition of PHT . The main etiological groups of diseases leading to the development of HLC. Etiology, pathogenesis, prevalence. Clinic, classification. Differential diagnosis. Criteria for the diagnosis of PHT in different stages. Treatment. Complications and outcomes. Clinical examination. Prevention Forecast. ITU.

X-ray signs of venous and arterial plethora of the pulmonary circulation; ECG signs of systolic and diastolic overload of the right ventricle, myocardial hypertrophy, right atrium). Stages of the course of HLS. Complications Principles of treatment and differentiated therapy of CHF. Clinical examination, prognosis, prevention. ITU. Diagnostic and treatment standards approved by the Ministry of Health of the Russian Federation.


Questions to the topic.

- determination of chronic pulmonary heart;
- etiology (3 groups of factors) of PHT;
- factors contributing to the exacerbation of the disease;
- pathogenesis of PHT;
- classification of PHT;
- clinical syndromes with PHT;
- PHT criteria in the stages of compensation, decompensation;
- complications of PHT;
- principles of treatment of PHT;
- clinical examination, prognosis for PHT.

Section 3. Gastroenterology

Theme 17. (practical lesson) Chronic gastritis.

The problem of chronic gastritis (CG), functional dyspepsia. Etiology of chronic hepatitis, helicobacteriosis. Definition Epidemiology. Etiology. Risk factors, pathogenesis of chronic hepatitis. Clinics, classifications, criteria for the diagnosis of various forms of chronic hepatitis. Chronic gastritis is non-atrophic, atrophic. Clinical features. Evaluation of the results of the study

Ministry of science and high education RF Ulyanovsk State University	Form	
F-Working program of the discipline		

of gastric contents, endoscopic, histological, radiological examination methods. Diagnosis of helicobacteriosis. CG. Complications of HC. Treatment of chronic hepatitis C: diet, drug therapy - eradication (Maastricht Accords I-VI), treatment of motor-evacuation disorders in chronic hepatitis C, dyspepsia syndrome. Modern therapy. Prevention Forecast. Clinical examination. ITU. Diagnostic and treatment standards approved by the Ministry of Health of the Russian Federation.

Questions to the topic.

- determination of chronic gastritis;
- etiology of chronic hepatitis and stomach cancer;
- risk factors for the development of chronic hepatitis;
- pathomorphological signs of chronic hepatitis C, stage, degree according to the nomenclature of OLGA 2008;
- pathogenesis of chronic hepatitis;
- classification of chronic hepatitis;
- clinical signs of chronic hepatitis C;
- criteria for the diagnosis of various forms of chronic hepatitis C (non-atrophic, atrophic, gastritis of the gastric stump, rare forms of chronic hepatitis C);
- principles of treatment of various forms of chronic hepatitis C, modern pharmacotherapy;
- groups of drugs used in the treatment of chronic hepatitis C;
- complications in chronic hepatitis;
- prognosis for chronic hepatitis.

Topic 19. (practical lesson) Peptic ulcer disease.


Definition Epidemiology. Etiology. Clinic. Diagnostics. Diagnosis criteria (basic and additional) of peptic ulcer with localization in the stomach and duodenum. Features of the course. Complications: perforation, bleeding, penetration, pyloric stenosis, malignancy, involvement of other organs of the gastrointestinal tract. Features of the diet. Treatment: the principles of drug therapy - eradication (Maastricht agreements I-VI), antisecretory (proton pump blockers, H2-blockers of histamine receptors, antacids, etc.). Treatment of complications. Indications (relative and absolute) for surgical treatment. Prevention Forecast. Clinical examination. ITU. Diagnostic and treatment standards approved by the Ministry of Health of the Russian Federation.

Questions to the topic.

- definition of peptic ulcer;
- etiology and risk factors for the development of ulcer;
- pathogenesis of ulcer;
- classification of PUD;
- clinical syndromes in ulcer;
- criteria Dx PUD (basic, additional);
- principles for the treatment of ulcer, a group of drugs used in the treatment of this disease;
- complications of ulcer;
- indications for surgical treatment of ulcer, types of operations;
- post gastrectomy complications and disorders;
- forecast PUD.

Theme 20. (practical lesson) Diseases of the biliary system.

Epidemiology, the problem of the pathology of the pancreatobiliary system. Definition of dysfunctional disorders, chronic cholecystitis, chronic cholangitis, gallstone disease. Definitions. Epidemiology. Etiology, Risk factors for cholelithiasis, chronic cholangitis / cholecystitis. Risk

Ministry of science and high education RF Ulyanovsk State University	Form	
F-Working program of the discipline		

factors for dysfunction of the sphincter of Oddi, types of biliary dyskinesia. Clinical symptoms and syndromes of chronic cholecystitis / cholangitis, cholelithiasis, Oddi's sphincter dysfunction. Diagnosis criteria for Oddi's sphincter dysfunction, chronic cholecystitis / cholangitis, cholelithiasis, postcholecystectomy syndrome. The value of instrumental examination methods. Complications: biliary colic, obstructive jaundice, etc. (clinic, diagnosis). Treatment of chronic cholecystitis / cholangitis, cholelithiasis, (etiologic, pathogenetic). Indications and contraindications for surgical treatment. Biliary colic, pain attack. Forecast. Prevention ITU. Diagnostic and treatment standards approved by the Ministry of Health of the Russian Federation.

Questions to the topic.

- determination of dysfunctional disorders of the gallbladder and sphincters of the biliary tract, chronic cholecystitis, chronic cholangitis, cholelithiasis;
- etiology and risk factors for the development of diseases of the biliary system;
- the pathogenesis of chronic cholecystitis, cholelithiasis;
- classification;
- clinical syndromes in the pathology of the biliary system;
- criteria for biliary dyskinesia, chronic cholecystitis, cholelithiasis;
- principles of treatment of functional, inflammatory, metabolic diseases of the biliary tract, a group of drugs used in the treatment of these diseases;
- complications of chronic cholecystitis, cholelithiasis;
- indications for surgical treatment of cholelithiasis, types of operations;
- postcholecystectomy syndrome - diagnostic criteria, treatment principles;
- prognosis for chronic cholecystitis, cholelithiasis.

Theme 21. (practical lesson) Chronic pancreatitis.


Definition Epidemiology. Etiology. Chronic pancreatitis: Risk factors. The main clinical syndromes. Diagnosis criteria for calcifying, obstructive (latent, pseudotumor, recurrent, pain) CP. Clinical syndromes of CP, pancreatic tumors. The characteristic and features of a pain syndrome. Complications of CP. Benign and malignant tumors of the pancreas. Criteria for the diagnosis of pancreatic cancer. Differential diagnosis of pancreatic cancer with pseudotumor and painful CP. Differentiated therapy of various forms of chronic pancreatitis (taking into account the form of the disease and phase of the course). Diet. Indications for surgical treatment of pancreatic lesions. Outcomes. Forecast. Prevention. ITU. Diagnostic and treatment standards approved by the Ministry of Health of the Russian Federation.

Questions to the topic.

- determination of chronic pancreatitis;
- etiology and risk factors for CP;
- pathogenesis of CP;
- classification of CP;
- clinical syndromes with CP;
- Diagnostic criteria of various forms of CP;
- principles of treatment of CP, a group of drugs used in the treatment of this disease;
- complications of CP;
- indications for surgical treatment of CP, types of operations;
- post gastrectomy complications and disorders;
- prognosis for CP.

Theme 23. (practical lesson) Chronic non-infectious enteritis, colitis.

Problem, definitions, etiologies, risk factors for development, pathogenesis of chronic enteritis,

Ministry of science and high education RF Ulyanovsk State University	Form	
F-Working program of the discipline		

colitis. Classifications. Diagnosis criteria for enteritis, colitis (total, segmental). The main clinical and laboratory syndromes: digestive insufficiency, lack of absorption, exudative enteropathy, dyskinetic syndrome, fermentative and putrefactive dyspepsia, etc. Laboratory criteria for the diagnosis of enteritis and colitis. An excess bacterial growth syndrome is intestinal dysbiosis. Problem, concept, clinic, diagnosis, stage, course, treatment of dysbiosis. Pseudomembranous colitis. Complications Treatment (antibacterial agents, effects on the motility of the gastrointestinal tract, the fight against dysbiosis, immunocorrection, replacement therapy). Sanatorium treatment. Forecast. Prevention Clinical examination. ITU.

. Diagnostic and treatment standards approved by the Ministry of Health of the Russian Federation.

Questions to the topic.


- determination of chronic infectious enteritis, colitis;
- etiology of chronic infectious intestinal diseases, intestinal tumors;
- risk factors for the development of diseases;
- morphological parameters in chronic colitis, enteritis, bowel cancer;
- the pathogenesis of chronic infectious intestinal diseases;
- intestinal dysbiosis;
- classification of intestinal diseases, dysbiosis;
- clinical syndromes with chronic enteritis, colitis of infectious origin;
- stool disorder syndrome - diarrhea, constipation - acute and chronic, functional and organic, Bristol scale;
- Criteria for Ds enteritis, colitis, intestinal tumors;
- principles of treatment of hr. Infectious bowel diseases, dysbiosis;
- groups of drugs used in the treatment of these diseases;
- complications and prognosis for chronic enteritis, colitis, tumors of the intestine.

Theme 24. (practical lesson) Chronic inflammatory bowel disease (CIBD): Crohn's disease, ulcerative colitis.

Problem, definitions, etiologies, risk factors for development, CIBD pathogenesis: Crohn's disease, ulcerative colitis. Epidemiology, current state of the problem, definition, etiology, pathogenesis, risk factors, classification, clinic of chronic inflammatory bowel disease (CIBD) - ulcerative colitis (UC), Crohn's disease, and Whipple's disease. Clinical syndromes in chronic inflammatory bowel diseases. Intestinal and extraintestinal manifestations of CIBD. Diagnostic criteria for UC, Crohn's disease, Whipple's disease. The value of instrumental examination methods and their diagnostic criteria: irrigography, x-ray, colonoscopy, biopsy. The severity, course, complications of UC, Crohn's disease, Whipple's disease (local and general). The principles of treatment of UC, Crohn's disease, Whipple's disease. Indications for surgical treatment. Clinical examination, prophylaxis, prognosis and ITU with CVI. Diagnostic and treatment standards approved by the Ministry of Health of the Russian Federation.

Questions to the topic.

- the definition of the group CIBD - UC, Crohn's disease, Whipple;
- etiology of UC, Crohn's disease;
- risk factors for the development of CVD;
- pathomorphological criteria for UC, Crohn's disease;
- pathogenesis of CVD;
- classification of UC, Crohn's disease;
- clinical syndromes with UC, Crohn's disease;
- criteria Ds UC, Crohn's disease;

Ministry of science and high education RF Ulyanovsk State University	Form	
F-Working program of the discipline		

- principles of treatment of UC, Crohn's disease;
- complications and prognosis in UC, Crohn's disease.

Topic 26. (practical lesson) Chronic hepatitis.

The problem of chronic hepatitis (CH). Definition Etiology. Risk factors, pathogenesis, clinical and laboratory syndromes (mesenchymal inflammation, cytolysis, cholestasis, hepatic cell failure) CG. Diagnostic criteria for various clinical variants of chronic hepatitis C (autoimmune, viral, drug, obstructive liver disease - PSC, PBC, genetic liver diseases - Wilson-Konovalov disease, антит-antitrypsin deficiency, non-alcoholic fatty liver disease, alcoholic, toxic steatohepatitis). Diagnostic criteria for various forms of chronic hepatitis. Phases of the infectious process (replicative, integrative). Serological profile, genetic diagnosis (PCR) of HBV and HCV infections. Pathomorphological parameters of various variants of chronic hepatitis. Puncture liver biopsy, multinucleoid and immunological methods of research. Differential diagnosis of chronic hepatitis. The natural course and outcomes of chronic hepatitis, the rate of progression. Treatment of various forms of chronic hepatitis C is basic therapy, etiotropic (combined antiviral and monotherapy, pathogenetic). Complications Outcomes. Forecast. Prevention Clinical examination of patients with chronic hepatitis. ITU. Diagnostic and treatment standards approved by the Ministry of Health of the Russian Federation.

Questions to the topic.


- definition of chronic hepatitis;
- etiology of chronic hepatitis;
- risk factors for the development of chronic hepatitis;
- pathogenesis of chronic hepatitis;
- classification of chronic hepatitis;
- the main clinical syndromes of chronic hepatitis C: cytolytic, mesenchymal inflammatory, cholestatic, asthenovegetative, dyspeptic, hemorrhagic;
- laboratory syndromes that reflect damage to hepatocytes, violations of the absorption-excretory function of the liver, the degree of immunopathological disorders;
- the main criteria for the diagnosis of chronic hepatitis;
- extrahepatic manifestations of chronic hepatitis;
- differential diagnosis of chronic hepatitis;
- The basic principles of treatment of various forms of chronic hepatitis C;
- diagnostic criteria for liver tumors (benign and malignant – metastatic, etc).

Topic 27. (practical lesson) Liver Cirrhosis. (LC).

The problem of cirrhosis of the liver. Definition Etiology. Risk factors, clinic, syndromes with various forms of LC. Stages of the course (compensation, subcompensation, and Child-Pyug decompensation), criteria for the diagnosis of LC (micronodular, macronodular). Peculiarities of the course and criteria for the diagnosis of biliary LC primary, secondary). Portal hypertension: stages. Complications Cirrhosis, bleeding, anemia, edematous ascites syndrome. Primary hepatocellular carcinoma, metastatic tumors of the liver. LC treatment: diet, medicamentous therapy (immunosuppressive), therapy of leading syndromes and complications of CP. Indications for use of antiviral drugs. Complications Outcomes. Forecast. Prevention Clinical examination of patients with LC. ITU. Diagnostic and treatment standards approved by the Ministry of Health of the Russian Federation.

Questions to the topic.

- LC definition,
- etiological groups of the development of LC;
- risk factors for the development of LC;

Ministry of science and high education RF Ulyanovsk State University	Form	
F-Working program of the discipline		

- LC pathogenesis;
 - LC classification;
 - The main clinical syndromes of LC: portal hypertension, edematous ascites, hepatosuppressive, hemorrhagic;
 - laboratory syndromes that reflect damage to hepatocytes, violations of the absorption-excretory function of the liver, the degree of immunopathological disorders;
 - the main criteria for the diagnosis of CP (macronodular, micronodular, biliary);
 - differential diagnosis in LC;
- basic principles of treatment for LC.

7. Laboratory works, practises

Not provided

9. SUBJECT OF COURSE, CONTROL WORKS, ABSTRACTS

Coursework and essays are not provided.

Examination - registration of the educational history of the disease for which the program takes 2 hours of independent work - classroom and extracurricular.

Each student during the period of study at the department in the section of the discipline "Internal Medicine" draws up one educational history of the disease. Why is one patient allocated for curation for the entire training period? The department has developed guidelines for the preparation of the educational history of the disease - a medical record of an inpatient.

The implementation of this section - the design of the educational history of the disease by the teacher is evaluated on a 5-point system.


At the department developed and approved guidelines for the preparation of the educational history of the disease.

10. INDEPENDENT WORK


Independent study of a topic section involves the control of theoretical training in a practical lesson, standings and final exam.

Full-time form of education


Title of sections and topics	Type of independent work (study of educational material, problem solving, abstract, report, test, preparation for passing the test, exam, etc.)	Volume in hours	form of control (verification of problem solving, abstract, etc.)
Theme 1. Arterial hypertension.	Curation of a patient with hypertension. Isolation of the main clinical syndromes. Interpretation of laboratory and instrumental data in hypertension, CPN. Designing a survey plan, filling out a sheet of medical appointments. Making recipes. The course, forecast, ITU. Emergency care: hypertensive crisis, clinic, diagnostics, medical tactics.	2	The solution of situational problems.
Topic 2. Cardiopsychoneurosis	Emergency care: vegetative-vascular crisis - clinic, diagnosis, medical tactics.	2	The solution of situational problems.

Ministry of science and high education RF Ulyanovsk State University	Form	
F-Working program of the discipline		


Theme 3. Atherosclerosis. Ischemic heart disease. Angina pectoris. Acute coronary syndrome (ACS).	<p>Curation of a patient with angina pectoris. Isolation of the main clinical syndromes and variants of coronary pain. Interpretation of laboratory and instrumental data in IHD, ACS.</p> <p>Designing a survey plan, filling out a sheet of medical appointments. Making recipes. The current forecast.</p> <p>Emergency care: ACS - clinic, diagnosis, medical tactics.</p>	4	The solution of situational problems.
Topic 4. Myocardial infarction.	<p>Curation of a patient with myocardial infarction. Identification of the main clinical syndromes and diagnostic criteria for the disease. Interpretation of laboratory and instrumental data in MI.</p> <p>Designing a survey plan, filling out a sheet of medical appointments. Making recipes. The course, forecast, ITU.</p> <p>Development of practical skills in emergency care in the clinic of internal diseases on the basis of a simulation course. Cardiopulmonary resuscitation ..</p> <p>Emergency care with angnognous status, complications of acute and subacute periods of MI course - clinic, diagnosis, medical tactics.</p>	4	The solution of situational problems.
Themes 5 - 7. ARF. Chronic rheumatic heart disease. Acquired heart defects: mitral valve defects, tricuspid valve insufficiency.	<p>Curation of a patient with acute rheumatic fever, Chronic rheumatic heart disease, Mitral heart defects - insufficiency and stenosis, Tricuspid valve insufficiency. Isolation of the main clinical syndromes. Interpretation of laboratory and instrumental data.</p> <p>Reading radiographs (in frontal and lateral projections with contrasting esophagus). Reading ECG, FCG with mitral defects. Participation in the conduct of echocardiography.</p> <p>Interpretation of laboratory and instrumental data. Assessment of severity, prognosis of disease outcomes.</p> <p>Designing a survey plan, filling out a sheet of medical appointments. Making recipes. The current forecast. The decision of questions of ITU, clinical examination. Selection of patients for surgical treatment.</p>	2	The solution of situational problems.

Ministry of science and high education RF Ulyanovsk State University	Form	
F-Working program of the discipline		


Themes 6 - 8. Infectious endocarditis. Acquired heart defects: Aortic valve insufficiency and stenosis.	Curation of a patient with IE, aortic heart defects - insufficiency and stenosis, Tricuspid valve insufficiency. Isolation of the main clinical syndromes. Interpretation of laboratory and instrumental data. Reading radiographs (in frontal and lateral projections with contrasting esophagus). Reading ECG, FCG with aortic defects. Participation in the conduct of echocardiography. Interpretation of laboratory and instrumental data. Assessment of severity, prognosis of disease outcomes. Designing a survey plan, filling out a sheet of medical appointments. Making recipes. The current forecast. The decision of questions of ITU, clinical examination. Selection of patients for surgical treatment.	8	The solution of situational problems.
Topic 9. Chronic heart failure.	Curation of a patient with heart failure. Isolation of the main clinical signs. Interpretation of laboratory and instrumental data. Reading radiographs (in frontal and lateral projections with contrasting esophagus). Reading ECG, echocardiography. Assessment of severity, prognosis of disease outcomes. Designing a survey plan, filling out a sheet of medical appointments. Making recipes. The current forecast. The decision of questions of ITU, clinical examination. Selection of patients for surgical treatment. Development of practical skills in emergency care in the clinic of internal diseases on the basis of a simulation course. Cardiopulmonary resuscitation.	4	The solution of situational problems.
Topic 10. Acute pneumonia.	Supervision of a patient with acute pneumonia, suppurative lung diseases. Isolation of the main clinical syndromes, assessment of the severity and prognosis of the disease in a particular patient. Interpretation of laboratory and instrumental data. Reading radiographs. Designing a survey plan, filling out a sheet of medical appointments. Making recipes. The course, forecast, ITU.	2	The solution of situational problems.

Ministry of science and high education RF Ulyanovsk State University	Form	
F-Working program of the discipline		


	Emergency care for infectious toxic shock. Development of practical skills in emergency care in the clinic of internal diseases on the basis of a simulation course. Cardiopulmonary resuscitation.		
Theme 11. Tumors of the lungs.	Tumors of the lungs. In the aspects of differential diagnosis, cancer prevention, early diagnosis of lung cancer. Self-study of the topic section. Control of theoretical training in a practical lesson. Lung cancer. The importance of bronchopulmonary diseases in the development of cancer. Classification of lung cancer by stages. Central and peripheral cancer. Clinic. Metastases and their localization. Symptoms of bronchial obstruction, atelectasis. Modern diagnostic methods. Differential diagnostics. The role of bronchoscopy and bronchography, lung scintigraphy. Surgical treatment options.	4	The solution of situational problems.
Theme 12. COPD.	Supervision of a patient with COPD. Isolation of the main clinical syndromes, assessment of the severity and prognosis of the disease in a particular patient. Interpretation of laboratory and instrumental data. Interpretation of functional research methods in pulmonology, load tests. Diagnosis of types of respiratory failure. Designing a survey plan, filling out a sheet of medical appointments. Making recipes. The course, forecast, ITU. Development of practical skills in emergency care in the clinic of internal diseases on the basis of a simulation course. Cardiopulmonary resuscitation.	2	The solution of situational problems.
Theme 13. Chronic bronchitis	Chronical bronchitis. In the aspect of the differential diagnosis between different clinical options for the course of CB and COPD. Self-study of the topic section. Control of theoretical training in a practical lesson. Clinic. Classification. Modern diagnostic methods. Differential diagnostics. The role of bronchoscopy and bronchography, lung scintigraphy. The course, outcomes, complications.	2	The solution of situational problems.

Ministry of science and high education RF Ulyanovsk State University	Form	
F-Working program of the discipline		


	Treatment, prevention. Supervision of a patient with CB. Isolation of the main clinical syndromes, assessment of the severity and prognosis of the disease in a particular patient. Interpretation of laboratory and instrumental data. Interpretation of functional research methods in pulmonology, load tests. Diagnosis of types of respiratory failure. Designing a survey plan, filling out a sheet of medical appointments. Making recipes. The course, forecast, ITU.		
Topics 14. Suppurative lung diseases: bronchiectasis, lung abscess and gangrene.	Bronchiectatic disease. Abscess of the lung. Gangrene of the lung. In the aspect of differential diagnosis between different clinical options for the course of suppurative lung diseases. Self-study of the topic section. Control of theoretical training in a practical lesson. Clinic. Classifications. Modern diagnostic methods. Differential diagnostics. The role of bronchoscopy and bronchography, lung scintigraphy. The course, outcomes, complications. Treatment, prevention. Curation of the patient with Bronchiectatic disease, AL. Isolation of the main clinical syndromes, assessment of the severity and prognosis of the disease in a particular patient. Interpretation of laboratory and instrumental data. Interpretation of functional research methods in pulmonology, load tests. Diagnosis of types of respiratory failure. Designing a survey plan, filling out a sheet of medical appointments. Making recipes. The course, forecast, ITU. Emergency care for infectious toxic shock.	2	The solution of situational problems.
Theme 15. Bronchial asthma.	Curation of a patient with asthma. Isolation of the main clinical syndromes, assessment of the severity and prognosis of the disease in a particular patient. Interpretation of laboratory and instrumental data. Reading spiograms,	2	The solution of situational problems.

Ministry of science and high education RF Ulyanovsk State University	Form	
F-Working program of the discipline		

	radiographs. Designing a survey plan, filling out a sheet of medical appointments. Making recipes. The course, forecast, ITU. Emergency care with asthmatic status.		
Theme 18. Tumors of the stomach.	Tumors of the stomach. In the aspects of differential diagnosis, cancer prevention, early diagnosis of gastric cancer. Self-study of the topic section. Control of theoretical training in a practical lesson. Stomach cancer. Classification of gastric cancer. Clinic. Metastases and their localization. Symptoms and clinical masks of stomach cancer. Modern diagnostic methods. The role of laboratory (tumor markers), endoscopic and morphological diagnostic methods. To know the main clinical syndromes with stomach cancer, the clinical "masks" of stomach cancer, paraneoplastic syndromes. Know the first signs of gastric cancer and early diagnosis, be able to suspect it. Differential diagnostics. The course, forecast, ITU. Treatment options. Determine the indications for chemotherapy and surgical treatment. Diseases of the operated stomach. Therapeutic tactics for dumping syndrome, hypoglycemic syndrome, gastritis of gastric stump, peptic ulcer anastomosis. Know the clinic, the criteria for the diagnosis of each form.	2	The solution of situational problems.
Topic 20. Diseases of the biliary tract: Chronic cholecystitis / cholangitis, cholelithiasis, sphincter of Oddi dysfunction, Postcholecystectomy syndrome.	Curation of a patient with chronic cholecystitis, cholelithiasis. Isolation of the main clinical syndrome complexes in diseases, assessment of the severity and prognosis of the disease in a particular patient. Interpretation of instrumental data - ultrasound, CT, MRI, radiological. Interpretation of laboratory data. Designing a survey plan, filling out a sheet of medical appointments. Making recipes. The course, forecast, ITU. Emergency care for biliary colic	2	The solution of situational problems.

Ministry of science and high education RF Ulyanovsk State University	Form	
F-Working program of the discipline		

Theme 21. Chronic pancreatitis.	Supervision of a patient with chronic pancreatitis. Isolation of the main clinical syndrome complexes in diseases, assessment of the severity and prognosis of the disease in a particular patient. Interpretation of instrumental data - ultrasound, CT, MRI, radiological. Interpretation of laboratory data (blood, urine, coprogram) with CP. Designing a survey plan, filling out a sheet of medical appointments. Making recipes. The course, forecast, ITU.	2	The solution of situational problems.
Theme 22. Tumors of the pancreas.	Tumors of the pancreas. In the aspects of differential diagnosis, cancer prevention, early diagnosis of pancreatic cancer. Self-study of the topic section. Control of theoretical training in a practical lesson. Pancreas cancer. Classification. Clinic. Metastases and their localization. Modern diagnostic methods. The role of laboratory (tumor markers), endoscopic and morphological diagnostic methods. Differential diagnostics. Know the clinical syndromes and diagnostic criteria for pancreatic tumors, laboratory and instrumental diagnostics. Be able to suspect pancreatic cancer. The course, forecast, ITU. Treatment options. Determine the indications for chemotherapy and surgical treatment.	2	The solution of situational problems.
Topic 25. Intestinal tumors.	Intestinal tumors. In the aspects of differential diagnosis, cancer prevention, early diagnosis of bowel cancer. Self-study of the topic section. Control of theoretical training in a practical lesson. Pancreas cancer. Classification. Clinic. Metastases and their localization. Modern diagnostic methods. The role of laboratory (tumor markers), endoscopic and morphological diagnostic methods. Differential diagnostics. Know the clinical syndromes and diagnostic criteria of intestinal tumors - cancer of the right and left half, laboratory and instrumental diagnostics.	2	The solution of situational problems.

Ministry of science and high education RF Ulyanovsk State University	Form	
F-Working program of the discipline		

	Be able to suspect bowel cancer. The course, forecast, ITU. Treatment options. Determine the indications for chemotherapy and surgical treatment.		
Theme 27. Tumors of the liver.	Tumors of the liver. In the aspects of differential diagnosis, cancer prevention, early diagnosis of liver cancer. Self-study of the topic section. Control of theoretical training in a practical lesson. Hepatocellular and cholangiocellular carcinoma, metastatic liver cancer. Clinics, diagnosis, classification, stages of hepatocellular carcinoma. The role of HBV, HCV infection, tumor markers. Diagnostic criteria for fcc. The value of instrumental and laboratory diagnostic methods. Treatment. Assessment of severity, disease outcomes. Be able to suspect liver cancer. The course, forecast, ITU. Treatment options. Identify indications for chemotherapy, liver transplantation.	2	The solution of situational problems.

11. CONTACT WORK OF STUDENTS WITH A TEACHER: LESSONS IN INTERACTIVE FORM

Interactive learning technologies in groups of students studying at the department in the Internal Medicine sections are also work in a simulation center with the aim of teaching both practical skills and training in diagnosing complications of the main pathology and emergency care for them.

Interactive learning techniques are:

1. Work in small groups
2. Portfolio Method.
3. Group discussion
4. The "Pjec-formula" methodology (P - position, j - justification, e - example, C - consequence, conclusion)


The development of practical skills and emergency care in direct contact with the teacher for the development of practical skills in the simulation training center proposed the following topics.

Topic 4. Myocardial infarction.

*** Development of practical skills in emergency care in the clinic of internal diseases on the basis of a simulation course. Cardiopulmonary resuscitation.

Topic 9. Chronic heart failure.

*** Development of practical skills in emergency care in the clinic of internal diseases on the basis of a simulation course. Cardiopulmonary resuscitation.

Ministry of science and high education RF Ulyanovsk State University	Form	
F-Working program of the discipline		

Topics 10. Acute pneumonia.

*** Development of practical skills in emergency care in the clinic of internal diseases on the basis of a simulation course. Cardiopulmonary resuscitation.


Theme 15. Asthma.


*** Development of practical skills in emergency care in the clinic of internal diseases on the basis of a simulation course. Cardiopulmonary resuscitation.

Theme 16. Chronic pulmonary heart.

*** Development of practical skills in emergency care in the clinic of internal diseases on the basis of a simulation course. Cardiopulmonary resuscitation.

12. EDUCATIONAL AND METHODOLOGICAL AND INFORMATION SUPPORT OF DISCIPLINE

Ministry of science and high education RF Ulyanovsk State University	Form	
F-Working program of the discipline		

Министерство науки и высшего образования РФ Ульяновский государственный университет	Форма	
Ф - Рабочая программа по дисциплине		

а) Список рекомендуемой литературы:

основная

1.1 Моисеев, В. С. Внутренние болезни : Том 1 : учебник : в 2 т. / под ред. Моисеева В. С. , Мартынова А. И. , Мухина Н. А. - Москва : ГЭОТАР-Медиа, 2019. - 960 с. - ISBN 978-5-9704-5314-8. - Текст : электронный // ЭБС "Консультант студента" : [сайт]. - URL : <https://www.studentlibrary.ru/book/ISBN9785970453148.html>

1.2 Моисеев, В. С. Внутренние болезни : Том 2 : учебник : в 2 т. / под ред. Моисеева В. С. , Мартынова А. И. , Мухина Н. А. - Москва : ГЭОТАР-Медиа, 2019. - 896 с. - ISBN 978-5-9704-5315-5. - Текст : электронный // ЭБС "Консультант студента" : [сайт]. - URL : <https://www.studentlibrary.ru/book/ISBN9785970453155.html>

2. Маколкин, В. И. Внутренние болезни : учебник / Маколкин В. И. , Овчаренко С. И. , Сулимов В. А. - 6-е изд. , перераб. и доп. Москва : ГЭОТАР-Медиа, 2017. - 768 с. - ISBN 978-5-9704-4157-2. - Текст : электронный // ЭБС "Консультант студента" : [сайт]. - URL : <https://www.studentlibrary.ru/book/ISBN9785970441572.html>

дополнительная

1.1 Денисов, И. Н. Общая врачебная практика. В 2 т. Т. 1 : национальное руководство / под ред. акад. РАМН И. Н. Денисова, проф. О. М. Лесняк. - Москва : ГЭОТАР-Медиа, 2017. - 976 с. - ISBN 978-5-9704-4164-0. - Текст : электронный // URL : <https://www.rosmedlib.ru/book/ISBN9785970441640.html>

1.2 Денисов, И. Н. Общая врачебная практика : национальное руководство : в 2 т. Т. II / под ред. И. Н. Денисова, О. М. Лесняк. - Москва : ГЭОТАР-Медиа, 2018. - 888 с. : ил. - 888 с. - ISBN 978-5-9704-4653-9. - Текст : электронный // URL : <https://www.rosmedlib.ru/book/ISBN9785970446539.html>


2. Дупляков, Д. В. Сердечно-сосудистые заболевания в амбулаторной практике / под ред. Дуплякова Д. В. , Медведевой Е. А. - Москва : ГЭОТАР-Медиа, 2019. - 112 с. - ISBN 978-5-9704-4809-0. - Текст : электронный // URL : <https://www.rosmedlib.ru/book/ISBN9785970448090.html>


3. Циммерман, Я. С. Гастроэнтерология : руководство / Я. С. Циммерман. - 2-е изд. , перераб. и доп. - Москва : ГЭОТАР-Медиа, 2015. - 816 с. - ISBN 978-5-9704-3273-0. - Текст : электронный // URL : <https://www.rosmedlib.ru/book/ISBN9785970432730.html>

4. Рузов В. И. Лекции по кардиологии : учеб. пособие / В. И. Рузов; УлГУ, ИМЭиФК, Мед. фак. - Ульяновск : УлГУ, 2005. - Загл. с экрана. - Электрон. текстовые дан. (1 файл : 28,5 МБ). - Текст : электронный. - <http://lib.ulsu.ru/MegaPro/Download/MObject/978>

5.1 Рузов В. И. Клиническая электрокардиография : учеб. пособие . Разд. 1 : Клиническая оценка элементов ЭКГ / В. И. Рузов; УлГУ, ИМЭиФК. - Ульяновск : УлГУ, 2017. - Загл. с экрана. - Электрон. текстовые дан. (1 файл : 52,1 МБ). - Текст : электронный. - <http://lib.ulsu.ru/MegaPro/Download/MObject/2940>

5.2 Рузов В. И. Клиническая электрокардиография : учеб. пособие . Разд. 2 : ЭКГ-симптомы и ЭКГ-синдромы / В. И. Рузов, А. М. Воробьев; УлГУ, ИМЭиФК. - Ульяновск :

Ministry of science and high education RF Ulyanovsk State University	Form	
F-Working program of the discipline		

Ministry of science and high education RF Ulyanovsk State University	Form	
F-Working program of the discipline		

Министерство науки и высшего образования РФ Ульяновский государственный университет	Форма	
Ф - Рабочая программа по дисциплине		

УлГУ, 2017. - Загл. с экрана. - Электрон. текстовые дан. (1 файл : 6,14 МБ). - Текст : электронный. - <http://lib.ulsu.ru/MegaPro/Download/MObject/1181>


5.3 Гимаев Р. Х. Клиническая электрокардиография : учебное пособие . Разд. 3 : Нарушения ритма сердца / Р. Х. Гимаев; УлГУ, ИМЭиФК. - Ульяновск : УлГУ, 2018. - Загл. с экрана. - Электрон. текстовые дан. (1 файл : 5,24 МБ). - Текст : электронный. - <http://lib.ulsu.ru/MegaPro/Download/MObject/1391>

учебно-методическая

1. Разин В. А. Методические указания для организации самостоятельной работы студентов по дисциплине «Факультетская терапия» для специальности 31.05.01 «Лечебное дело» : методическое пособие / В. А. Разин; УлГУ, ИМЭиФК, Мед. фак. - Ульяновск : УлГУ, 2019. - Загл. с экрана; Неопубликованный ресурс. - Электрон. текстовые дан. (1 файл : 252 КБ). - Текст : электронный. <http://lib.ulsu.ru/MegaPro/Download/MObject/10410>

Согласовано:

В.И. Библиограф *Матушкина С.В.*
 Должность, сотрудника научной библиотеки ФИО подпись дата

Ministry of science and high education RF Ulyanovsk State University	Form	
F-Working program of the discipline		

Приложение 2

б) Профессиональные базы данных, информационно-справочные системы

1. Электронно-библиотечные системы:

1.1. IPRbooks [Электронный ресурс]: электронно-библиотечная система / группа компаний Ай Пи Эр Медиа - Электрон. дан. - Саратов, [2020]. - Режим доступа для зарегистрированных пользователей: <http://www.iprbookshop.ru> -рекет электронный

1.2. ЮРАЙТ : электронно-библиотечная система :сайт / ООО электронное издательство ЮРАЙТ. - Москва, [2020]. - URL: <http://www.biblio-online.ru> _ Режим доступа : для зарегистрированных пользователей. - Текст : электронный.

1.3. Консультант студента : электронно-библиотечная система : сайт / ООО Политехресурс. -Москва, [2020]. - URL: http://www.studentlibrary.ru/catalogue/switch_kit/x_219-128.html Режим доступа : для зарегистрированных пользователей. - Текст : электронный.

1.4. Лань : электронно-библиотечная система : сайт / ООО ЭБС Лань. - Санкт - Петербург, [2020].- URL: <http://e.lanbook.com>. Режим доступа : для зарегистрированных пользователей. - Текст : электронный.

1.5. Znanium.com : электронно-библиотечная система: сайт / ООО Знаниум.-Москва [2020].- URL: <http://znanium.com>. Режим доступа : для зарегистрированных пользователей. - Текст : электронный.

1.6. Clinical Collection : коллекция для медицинских университетов, клиник, медицинских библиотек // EBSCOhost : [портал]. - URL: <http://web.a.ebscohost.com/ehost/search/advanced?vid=1&sid=e3ddfb99-a1a7-46dd-a6eb-21853e0876a%40sessionmg4008>. Режим доступа : для авторизованных пользователей. - Текст : электронный.

2. КонсультантПлюс [Электронный ресурс]: справочная правовая система. /ООО «Консультант Плюс» - Электрон. дан. - Москва : КонсультантПлюс, [2020].

3. Электронная библиотека диссертаций РГБ [Электронный ресурс]: электронная библиотека / ФГБУ РГБ. - Электрон. дан. - Москва, [2016]. - Режим доступа: <https://dvs.rsl.ru>.

3. Федеральные информационно-образовательные порталы:

3.1. Информационная система Единое окно доступа к образовательным ресурсам. Режим доступа: <http://window.edu.ru>

3.2. Федеральный портал Российское образование. Режим доступа: <http://www.edu.ru>


4. Образовательные ресурсы УлГУ:

4.1. Электронная библиотека УлГУ. Режим доступа : <http://lib.ulsu.ru/MegaPro/Web>

4.2. Образовательный портал УлГУ. Режим доступа : <http://edu.ulsu.ru>

Согласовано:

Техник I категории  /Бородулина Ю.С. / 16.06.2020 г.
Должность сотрудника УНТИТ подпись ФИО дата

Ministry of science and high education RF Ulyanovsk State University	Form	
F-Working program of the discipline		

13. MATERIAL AND TECHNICAL SUPPORT OF DISCIPLINE

- Poly-Spekr-8 / EX (12-channel miniature wireless electrocardiograph)
- Poly-Spekr-8 / EX (12-channel miniature wireless electrocardiograph)
- MedShow - a program for viewing pictures and drawings
- computer IS Mechanics
- Pentium III computer
- Panasonic multimedia projector
- test control program "Examiner V.0"
- Simulation manipulations on the equipment of the simulation center on virtuMED and virtuMEN devices - auscultation of the lungs and heart, ECG recording, diagnosis and emergency care for complications of myocardial infarction.


Topics and practical skills for students to learn manual skills on the equipment of the simulation center IMEiFK UISU on virtuMED and virtuMEN devices (see above in the section Students' independent work - interactive forms of training).

Developer




Professor, MD, Associate Professor

Razin V.A.

Ministry of science and high education RF Ulyanovsk State University	Form	
F-Educational plan of the discipline		

Лист согласования 1
Дисциплины/практики Faculty therapy

№	Содержание изменения или ссылка на прилагаемый текст	ФИО заведующего кафедрой, реализующего дисциплину/выпускающей кафедрой	Подпись	Дата
1	Приложение 1»Внесене изменений в п.п. а)Список рекомендуемой литературы п. 11 «Учебно-методическое и информационное обеспечение дисциплины/практики» с оформлением отдельного приложения	Рузов В.И.		30.08.21
2	Приложение 1»Внесене изменений в п.п. б)Профессиональные базы данных п. 11 «Учебно-методическое и информационное обеспечение дисциплины/практики» с оформлением отдельного приложения	Рузов В.И.		30.08.21

Ministry of science and high education RF Ulyanovsk State University	Form	
F-Educational plan of the discipline		

Application 1

11. EDUCATIONAL-METHODOLOGICAL AND INFORMATION SUPPORT OF THE DISCIPLINE

a) List of recommended literature


the main

- 1.1 Moiseev, V.S. Internal Diseases : Volume 1 : textbook: in 2 volumes / ed. Moiseeva V.S., Martynova A.I., Mukhina N.A. - Moscow: GEOTAR-Media , 2019 .-- 960 p. - ISBN 978-5-9704-5314-8. - Text : electronic // EBS "Student Consultant": [site]. -
URL : <https://www.studentlibrary.ru/book/ISBN9785970453148.html>
- 1.2 Moiseev, V.S. Internal Diseases : Volume 2 : textbook: in 2 volumes / ed. Moiseeva V.S., Martynova A.I., Mukhina N.A. - Moscow: GEOTAR-Media , 2019 .-- 896 p. - ISBN 978-5-9704-5315-5. - Text : electronic // EBS "Student Consultant": [site]. -
URL : <https://www.studentlibrary.ru/book/ISBN9785970453155.html>
2. Makolkin , V. I. Internal diseases: textbook / Makolkin V. I., Ovcharenko S. I., Sulimov V. A. - 6th ed. , Rev . and add. Moscow: GEOTAR-Media , 2017 .-- 768 p. - ISBN 978-5-9704-4157-2. - Text : electronic // EBS "Student Consultant": [site]. -
URL : <https://www.studentlibrary.ru/book/ISBN9785970441572.html>

additional


- 1.1 Denisov, IN General medical practice. In 2 volumes. Vol. 1 : national leadership / ed. acad. RAMS I. N. Denisova, prof. O. M. Lesnyak . - Moscow : GEOTAR-Media , 2017 .-- 976 p. - ISBN 978-5-9704-4164-0. - Text : electronic // URL: <https://www.rosmedlib.ru/book/ISBN9785970441640.html>
- 1.2 Denisov, IN General medical practice : national leadership: in 2 volumes. Vol. II / ed. I.N.Denisova, O.M. Lesnyak . - Moscow : GEOTAR-Media , 2018 .-- 888 p. : ill. - 888 p. - ISBN 978-5-9704-4653-9. - Text : electronic // URL: <https://www.rosmedlib.ru/book/ISBN9785970446539.html>
2. Duplyakov , DV Cardiovascular diseases in outpatient practice / ed. Duplyakova D.V., Medvedeva E.A. - Moscow : GEOTAR-Media , 2019 .-- 112 p. - ISBN 978-5-9704-4809-0. - Text : electronic // URL: <https://www.rosmedlib.ru/book/ISBN9785970448090.html>
3. Zimmerman , Ya. S. Gastroenterology: leadership / Ya. S. Zimmerman . - 2nd ed. , Rev . and add. - Moscow: GEOTAR-Media , 2015 .-- 816 p. - ISBN 978-5-9704-3273-0. - Text : electronic // URL: <https://www.rosmedlib.ru/book/ISBN9785970432730.html>
4. Ruzov VI Lectures on cardiology: textbook . n individual / V. I. Ruzov ; UISU , IMEiFK , Med. fac . - Ulyanovsk : UISU , 2005. - Title . from the screen. - Electron . t ekstovye given. (1 file: 28.5 MB). - Text : electronic. - <http://lib.ulsu.ru/MegaPro/Download/MObject/978>
- 5.1 Ruzov V.I. Clinical electrocardiography: textbook. allowance . Sec. 1: Clinical evaluation of ECG elements / V. I. Ruzov ; UISU , IMEiFK . - Ulyanovsk : UISU , 2017. - Title . from the screen. - Electron . t ekstovye given. (1 file: 52.1 MB). - Text : electronic. - <http://lib.ulsu.ru/MegaPro/Download/MObject/2940>
- 5.2 Ruzov V.I. Clinical electrocardiography: textbook. allowance . Sec. 2: ECG symptoms and ECG syndromes / V. I. Ruzov , A. M. Vorobiev; UISU , IMEiFK . - Ulyanovsk : UISU , 2017. - Title . from the screen. - Electron . t ekstovye given. (1 file: 6.14 MB). - Text : electronic. - <http://lib.ulsu.ru/MegaPro/Download/MObject/1181>
- 5.3 Gimaev R. Kh. Clinical electrocardiography: a tutorial . Sec. 3: Heart rhythm disturbances / R. Kh. Gimaev ; UISU , IMEiFK . - Ulyanovsk : UISU , 2018. - Title . from the screen. - Electron . t ekstovye given. (1 file: 5.24 MB). - Text : electronic. - <http://lib.ulsu.ru/MegaPro/Download/MObject/1391>

Educational-methodical

Ministry of science and high education RF Ulyanovsk State University	Form	
F-Educational plan of the discipline		

1. Razin VA Methodological guidelines for the organization of independent work of students in the discipline "Faculty therapy" for the specialty 31.05.01 "General Medicine": methodological manual / VA Razin; Ulsu , IMEiFK , Med . f ak . - Ulyanovsk : Ulsu , 2019. - Title . from the screen; Unpublished resource. - Electron, text data. (1 file : 252 KB). - Text : electronic. [http : // lib . ulsu . r u / MegaPro / Dow n load / MObject / 1 0410](http://lib.ulsu.ru/MegaPro/Download/MObject/10410)

Agreed:


Чл. библиотекарь / Мотузкина С.Н. /  / 05.04.2021.

Position of the scientific library employee

name

signature

date

Ministry of science and high education RF Ulyanovsk State University	Form	
F-Educational plan of the discipline		

Application 2

1. Electronic library systems:

1.1. IPRbooks: electronic library system: site / group of companies IP Ar Media. - Saratov, [2021]. – URL: <http://www.iprbookshop.ru>. – Access mode: for registered users. - Text : electronic.

1.2. URAIT: electronic library system: site / OOO Electronic publishing house URAIT. – Moscow, [2021]. - URL: <https://urait.ru>. – Access mode: for registered users. - Text : electronic.

1.3. Student consultant: electronic library system: site / LLC Polytechresource. – Moscow, [2021]. – URL: <https://www.studentlibrary.ru/cgi-bin/mb4x>. – Access mode: for registered users. – Text : electronic.

1.4. Physician's consultant: electronic library system: site / LLC Higher School of Organization and Management of Health Care-Comprehensive Medical Consulting. – Moscow, [2021]. – URL: <https://www.rosmedlib.ru>. – Access mode: for registered users. – Text : electronic.

1.5. Large medical library: electronic library system: website / Bucap LLC. – Tomsk, [2021]. – URL: <https://www.books-up.ru/ru/library/> . – Access mode: for registered users. – Text : electronic.

1.6. Lan: electronic library system: website / EBS Lan LLC. – St. Petersburg, [2021]. – URL: <https://e.lanbook.com>. – Access mode: for registered users. – Text : electronic.

1.7. Znaniy.com: electronic library system: website / Znaniy LLC. - Moscow, [2021]. - URL: <http://znaniy.com> . – Access mode : for registered users. - Text : electronic.

1.8. Clinical Collection: a collection for medical universities, clinics, medical libraries // EBSCOhost: [portal]. – URL: <http://web.b.ebscohost.com/ehost/search/advanced?vid=1&sid=9f57a3e1-1191-414b-8763-e97828f9f7e1%40sessionmgr102> . – Access mode : for authorization. users. – Text : electronic.

1.9. Russian as a foreign language: an electronic educational resource for foreign students: site / IPR Media Company LLC. – Saratov, [2021]. – URL: <https://ros-edu.ru>. – Access mode: for registered users. – Text : electronic.

2. **ConsultantPlus** [Electronic resource]: reference legal system. / Consultant Plus LLC - Electron. Dan. - Moscow: ConsultantPlus, [2021].

3. Databases of periodicals:

3.1. Database of periodicals: electronic journals / IVIS LLC. - Moscow, [2021]. – URL: <https://dlib.eastview.com/browse/udb/12>. – Access mode : for authorization. users. – Text : electronic.


3.2. eLIBRARY.RU: scientific electronic library: website / LLC Scientific Electronic Library. – Moscow, [2021]. – URL: <http://elibrary.ru>. – Access mode : for authorization. users. – Text : electronic

3.3. "Grebennikon": electronic library / ID Grebennikov. – Moscow, [2021]. – URL: <https://id2.action-media.ru/Personal/Products>. – Access mode : for authorization. users. – Text : electronic.

4. **National electronic library**: electronic library: federal state information system: website / Ministry of Culture of the Russian Federation; RSL. – Moscow, [2021]. – URL: <https://neb.rf>. – Access mode : for users of the scientific library. – Text : electronic.

5. **SMART Imagebase** // EBSCOhost: [portal]. – URL: <https://ebco.smartimagebase.com/?TOKEN=EBSCO-1a2ff8c55aa76d8229047223a7d6dc9c&custid=s6895741>. – Access mode : for authorization. users. – Image : electronic.

6. Federal information and educational portals:

Ministry of science and high education RF Ulyanovsk State University	Form	
F-Educational plan of the discipline		

6.1. Single window of access to educational resources: federal portal / founder of FGAOU DPO TsRGOP and IT. – URL: <http://window.edu.ru/> . – Text : electronic.

6.2. Russian education: federal portal / founder of FGAOU DPO TsRGOP and IT. – URL: <http://www.edu.ru>. – Text : electronic.

7. Educational resources of UISU:

7.1. Electronic library of UISU: ABIS Mega-PRO module / Data Express LLC. – URL: <http://lib.ulsu.ru/MegaPro/Web>. – Access mode : for users of the scientific library. – Text : electronic.


Agreed:

Зини наз Юрьевна
Position of UITiT employee Full



Кузнецова И.В.
name


[Signature]
Signature

05.04.2021г.
Date

Ministry of science and high education RF Ulyanovsk State University	Form	
F-Educational plan of the discipline		

**LIST OF CHANGES of
Educational plan of discipline "Faculty therapy"
Speciality 31.05.01. «General medicine»**

№	Content of the change or a link to the attached text of the	Full name of the head of the Department developing the discipline	Signature	Date
1	Introduction of changes to item C) Professional databases, information and reference systems item 11 "Educational, methodological and information support of the discipline" with the design of Appendix 1	Ruzov V.I.		29/08/22
2	Introduction of changes to item A) Recommended Literature item 11 "Educational, methodological and information support of the discipline" with the design of Appendix 2	Ruzov V.I.		29/08/22

Ministry of science and high education RF Ulyanovsk State University	Form	
F-Educational plan of the discipline		

Appendix 1

EDUCATIONAL-METHODICAL AND INFORMATION SUPPORT OF DISCIPLINE

A. List of recommended literature

a). Core reading:


1. Ивашкин, В. Т. Internal diseases propedeutics / V. T. Ivashkin, A. V. Okhlobystin. - Moscow : GEOTAR-Media, 2020. - 176 p. - 176 с. - ISBN 978-5-9704-5555-5. - Текст : электронный // ЭБС "Консультант студента": [сайт]. - URL: <https://www.studentlibrary.ru/book/ISBN9785970455555.html>
- 2 Internal Diseases: Textbook in 2 Vols. Vol. I / edited by A. I. Martynov, Z. D. Kobalava, S. V. Moiseev. - Moscow: GEOTAR-Media, 2022. - 688 с. - ISBN 978-5-9704-6766-4. - Текст:электронный // ЭБС "Консультант студента": [сайт]. - URL : <https://www.studentlibrary.ru/book/ISBN9785970467664.html>
3. Internal Diseases. Vol. II. : Textbook in 2 Vols. / edited by A. I. Martynov, Z. D. Kobalava, S. V. Moiseev. - Moscow : GEOTAR-Media, 2022. - 616 с. - ISBN 978-5-9704-6767-1. - Текст : электронный // ЭБС "Консультант студента" : [сайт]. - URL : <https://www.studentlibrary.ru/book/ISBN9785970467671.html>

b). Supplementary reading:

- 1 Ajay K. Singh; Joseph Loscalzo. The Brigham Intensive Review of Internal Medicine Question and Answer Companion Oxford: Oxford University Press. 2014. eBook <https://search.ebscohost.com/login.aspx?direct=true&db=nlebk&AN=826675&site=ehost-live&scope=site>
- 2 Внутренние болезни, эндокринология и физиотерапия = Internal diseases, endocrinology and physical medicine: manual: учебно-методическое пособие для студентов 4 и 5 курса, обучающихся по специальности «Лечебное дело», на английском языке-посреднике / А. А. Тарасов, Е. В. Калинина, А. Л. Емельянова, И. В. Лекарева. - Волгоград: ВолгГМУ, 2018. - 80 с. - Текст: электронный // ЭБС "Букап" : [сайт]. - URL: <https://www.books-up.ru/ru/book/vnutrennie-bolezni-endokrinologiya-i-fizioterapiya-12448531/>
3. Occupational diseases: explanatory tests = Профессиональные болезни: тесты с разъяснениями / А. М. Литвяков, А. Н. Щупакова, Л. Р. Выхристенко, Н. А. Подолинская. - Витебск : ВГМУ, 2019. - 140 с. - ISBN 9789854669557. - Текст : электронный // ЭБС "Букап": [сайт]. - URL: <https://www.books-up.ru/ru/book/occupational-diseasesexplanatory-tests-12103482/>
4. Oslopov, V. N. Case history of therapeutic patient : manual / V. N. Oslopov, O. V. Vogoavlenskaya, Yu. V. Oslopora et al. - Москва : ГЭОТАР-Медиа, 2014. - 176 с. - ISBN 978-5-9704-3383-6. - Текст : электронный // ЭБС "Консультант студента" : [сайт]. - URL : <https://www.studentlibrary.ru/book/ISBN9785970433836.html>
5. Smirnova A. Yu. Basis of functional and laboratory diagnostics : textbook of medicine for medicine faculty students / Smirnova A. Yu., V. V. Gnoevykh; Ulyanovsk State University, Insitute of Medicine, Ecology and Physical culture. - Ulyanovsk : ULSU, 2018. - 163 p. : ill. - Текст на англ. яз. URL: <http://lib.ulsu.ru/MegaPro/Download/MObject/1237> . - Режим доступа: ЭБС УЛГУ. - Текст : электронный.

c). Educational and methodical literature

1. Methodological manual for the self-study work of students studied the discipline "Faculty therapy" specialty 31.05.01 «General medicine» / J. M. Pavlova; Ulyanovsk State University. - Ulyanovsk : ULSU, 2022. - 25 p. - Неопубликованный ресурс; На англ. яз. - URL:

Ministry of science and high education RF Ulyanovsk State University	Form	
F-Educational plan of the discipline		

<http://lib.ulsu.ru/MegaPro/Download/MObject/11622>. - Режим доступа: ЭБС УлГУ. - Текст :
электронный.

AGREED:


Main Librarian, Amel'yanovs Stan, 22.04.2022

The position of the worker scientific library

Full name

signature:

data

Ministry of science and high education RF Ulyanovsk State University	Form	
F-Educational plan of the discipline		

c) Software:

1. Система «Антиплагиат.ВУЗ»
2. ОС Microsoft Windows
3. Microsoft Office 2016
4. Мой Офис Стандартный


d) Professed data base, directory and search systems:**1. Electronic library systems:**

- 1.1. Цифровой образовательный ресурс IPRsmart: электронно-библиотечная система: сайт /ООО Компания «Ай Пи Ар Медиа». - Саратов, [2022].— URL: <http://www.iprbookshop.ru> . — Режим доступа: для зарегистрир. пользователей. - Текст электронный.
- 1.2. Образовательная платформа ЮРАЙТ: образовательный ресурс, электронная библиотека сайт / ООО Электронное издательство ЮРАЙТ. — Москва, [2022]. - URL: <https://urait.ru>. — Режим доступа: для зарегистрир. пользователей. - Текст: электронный.
- 1.3. Консультант врача. Электронная медицинская библиотека: база данных: сайт/ ООО Высшая школа организации и управления здравоохранением-Комплексный медицинский консалтинг. — Москва, [2022]. — URL: <https://www.rosniedlib.ru>. — Режим доступа: для зарегистрир. пользователей. — Текст: электронный.
- 1.4. Большая медицинская библиотека: электронно-библиотечная система: сайт/ ООО Букап. — Томск, [2022]. — URL: <https://www.books-up.ru/ru/library/>. — Режим доступа: для зарегистрир. пользователей. — Текст: электронный.
- 1.5. ЭБС Лань: электронно-библиотечная система: сайт / ООО ЭБС Лань. — Санкт-Петербург, [2022]. — URL: <https://e.lanbook.com>. — Режим доступа: для зарегистрир. пользователей. — Текст: электронный.
- 1.6. ЭБС Znanium.com: электронно-библиотечная система: сайт /ООО Знаниум. - Москва, [2022). - URL: <http://znanium.com>. — Режим доступа: для зарегистрир. пользователей. - Текст: электронный.
- 1.7. Clinical Collection : научно-информационная база данных EBSCO // EBSCOhost : [портал]. — URL: <http://web.b.ebscohost.com/ehost/search/advanced?vid=1&sid=9f57a3e1-1191-414b-8763-e97828f9f7e1%40sessionmgr102>. — Режим доступа: для авториз. пользователей. — Текст: электронный,
- 1.8. Data base «Русский как иностранный»: электронно-образовательный ресурс для иностранных студентов: сайт / ООО Компания «Ай Пи Ар Медиа». — Саратов, [2022]. — URL: <https://ros-edu.ru>. — Режим доступа: для зарегистрир. пользователей. — Текст: электронный.

2. ConsultantPlus [Электронный ресурс]: legal search system. /ООО «Консультант Плюс» - Электрон. дан. - Москва: КонсультантПлюс, [2022).**3. Базы данных периодических изданий:**

- 3.1. База данных периодических изданий EastView: электронные журналы / ООО ИВИС. - Москва, [2022]. - URL: <https://dlib.eastview.com/browse/udb/12>. — Режим доступа: для авториз. пользователей. — Текст: электронный.
- 3.2. eLIBRARY.RU: научная электронная библиотека: сайт / ООО Научная Электронная Библиотека. — Москва, [2022]. — URL: <http://elibrary.ru>. — Режим доступа: для авториз. пользователей. — Текст: электронный.
- 3.3. Электронная библиотека «Издательского дома «Гребенников» (Grebinnikon): электронная библиотека / ООО ИД Гребенников. — Москва, [2022]. — URL: <https://id2.action-media.ru/Personal/Products>. — Режим доступа: для авториз.пользователей. — Текст электронный.

4. Федеральная государственная информационная система «Национальная электронная библиотека»: электронная библиотека: сайт / ФГБУ РГБ. — Москва,

Ministry of science and high education RF Ulyanovsk State University	Form	
F-Educational plan of the discipline		

[2022]. — URL: <https://нэб.рф>. — Режим доступа: для пользователей научной библиотеки. — Текст: электронный.

5. SMART Imagebase: научно-информационная база данных EBSCO // EBSCOhost: [портал]. — URL: <https://ebSCO.smartimagebase.com/?TOKEN=EBSCO-1a21f8c55aa76d8229047223a7d6dc9c&custid=s6895741> — Режим доступа: для авторизованных пользователей. — Изображение: электронное.

6. Федеральные информационно-образовательные ресурсы:

6.1. Единое окно доступа к образовательным ресурсам: федеральный портал. — URL: <http://window.edu.ru/> - Текст: электронный.


6.2. Российское образование: федеральный портал/ учредитель ФГАУ «ФИЦТО» — URL: <http://www.edu.ru> — Текст: электронный.

7. Образовательные ресурсы УлГУ:



7.1. Электронная библиотечная система УлГУ: модуль «Электронная библиотека» АБИС Мега-ПРО / ООО «Дата Экспресс». — URL: <http://lib.usu.ru/MegaPro/Web>. — Режим доступа: для пользователей научной библиотеки. — Текст: электронный.


AGREED:

зам.нач. УМТ Ключков П.С. [Подпись] 12.04.2022
 The position of the employee of DTTaT Full name signature data

Ministry of science and high education RF Ulyanovsk State University	Form	
F-Educational plan of the discipline		

**LIST OF CHANGES of
Educational plan of discipline "Faculty therapy"
Speciality 31.05.01. «General medicine»**

№	Content of the change or a link to the attached text of the	Full name of the head of the Department developing the discipline	Signature	Date
1	Introduction of changes to item C) Professional databases, information and reference systems item 11 "Educational, methodological and information support of the discipline" with the design of Appendix 2	Ruzov V.I.		28/04/23
2	Introduction of changes to item A) Recommended Literature item 11 "Educational, methodological and information support of the discipline" with the design of Appendix 1	Ruzov V.I.		28/04/23

Ministry of science and high education RF Ulyanovsk State University	Form	
F-Educational plan of the discipline		

Appendix 1

A. List of recommended literature

a). Core reading:

1. Ивашкин, В. Т. Internal diseases propedeutics / V. T. Ivashkin, A. V. Okhlobystin. - Moscow : GEOTAR-Media, 2020. - 176 p. - 176 с. - ISBN 978-5-9704-5555-5. - Текст : электронный // ЭБС "Консультант студента": [сайт]. - URL: <https://www.studentlibrary.ru/book/ISBN9785970455555.html>
- 2 Internal Diseases: Textbook in 2 Vols. Vol. I / edited by A. I. Martynov, Z. D. Kobalava, S. V. Moiseev. - Moscow: GEOTAR-Media, 2022. - 688 с. - ISBN 978-5-9704-6766-4. - Текст:электронный // ЭБС "Консультант студента": [сайт]. - URL : <https://www.studentlibrary.ru/book/ISBN9785970467664.html>
3. Internal Diseases. Vol. II. : Textbook in 2 Vols. / edited by A. I. Martynov, Z. D. Kobalava, S. V. Moiseev. - Moscow : GEOTAR-Media, 2022. - 616 с. - ISBN 978-5-9704-6767-1. - Текст : электронный // ЭБС "Консультант студента" : [сайт]. - URL : <https://www.studentlibrary.ru/book/ISBN9785970467671.html>

b). Supplementary reading:


1. Внутренние болезни, эндокринология и физиотерапия = Internal diseases, endocrinology and physical medicine: manual: учебно-методическое пособие для студентов 4 и 5 курса, обучающихся по специальности «Лечебное дело», на английском языке-посреднике / А. А. Тарасов, Е. В. Калинина, А. Л. Емельянова, И. В. Лекарева. - Волгоград: ВолгГМУ, 2018. - 80 с. - Текст: электронный // ЭБС "Букап" : [сайт]. - URL: <https://www.books-up.ru/ru/book/vnutrennie-bolezni-endokrinologiya-i-fizioterapiya-12448531/>
2. Occupational diseases: explanatory tests = Профессиональные болезни: тесты с разъяснениями / А. М. Литвяков, А. Н. Щупакова, Л. Р. Выхристенко, Н. А. Подолинская. - Витебск : ВГМУ, 2019. - 140 с. - ISBN 9789854669557. - Текст : электронный // ЭБС "Букап": [сайт]. - URL: <https://www.books-up.ru/ru/book/occupational-diseasesexplanatory-tests-12103482/>
3. Oslopov, V. N. Case history of therapeutic patient : manual / V. N. Oslopov, O. V. Vogoavlenskaya, Yu. V. Osloпова et al. - Москва : ГЭОТАР-Медиа, 2014. - 176 с. - ISBN 978-5-9704-3383-6. - Текст : электронный // ЭБС "Консультант студента" : [сайт]. - URL : <https://www.studentlibrary.ru/book/ISBN9785970433836.html>
4. Smirnova A. Yu. Basis of functional and laboratory diagnostics : textbook of medicine for medicine faculty students / Smirnova A. Yu., V. V. Gnoevykh; Ulyanovsk State University, Insitute of Medicine, Ecology and Physical culture. - Ulyanovsk : ULSU, 2018. - 163 p. : ill. - Текст на англ. яз. URL: <http://lib.ulsu.ru/MegaPro/Download/MObject/1237> . - Режим доступа: ЭБС УЛГУ. - Текст : электронный.

c). Educational and methodical literature

1. Methodological manual for the self-study work of students studied the discipline "Faculty therapy" specialty 31.05.01 «General medicine» / J. M. Pavlova; Ulyanovsk State University. - Ulyanovsk : UISU, 2022. - 25 p. - Неопубликованный ресурс; На англ. яз. - URL: <http://lib.ulsu.ru/MegaPro/Download/MObject/11622>. - Режим доступа: ЭБС УЛГУ. - Текст : электронный.

AGREED:

Leading specialist of the scientific library of ULSU/ Stadolnikova D.R.  19.04.2023
The position of the worker scientific library Full name signature data

Ministry of science and high education RF Ulyanovsk State University	Form	
F-Educational plan of the discipline		

Appendix 2

c) Software:

1. Система «Антиплагиат.ВУЗ»
2. ОС Microsoft Windows
3. Microsoft Office 2016
4. Мой Офис Стандартный

d) Professed data base, directory and search systems:

1. Electronic library systems:

- 1.1. Цифровой образовательный ресурс IPRsmart: электронно-библиотечная система: сайт /ООО Компания «Ай Пи Ар Медиа». - Саратов, [2022].— URL: <http://www.iprbookshop.ru> . — Режим доступа: для зарегистрир. пользователей. - Текст электронный.
- 1.2. Образовательная платформа ЮРАЙТ: образовательный ресурс, электронная библиотека сайт / ООО Электронное издательство ЮРАЙТ. — Москва, [2023]. - URL: <https://urait.ru>. — Режим доступа: для зарегистрир. пользователей. - Текст: электронный.
- 1.3. База данных «Электронная библиотека технического ВУЗа (ЭБС «Консультант студента»):электронная библиотечная система: сайт/ ООО»Политехресурс». – Москва, [2023]. – URL:<https://www/studentlibrary.ru/cgi-bin/mb4x>. – Режим доступа: для зарегистрированных пользователей. – Текст электронный.
- 1.4. Консультант врача. Электронная медицинская библиотека: база данных: сайт/ ООО Высшая школа организации и управления здравоохранением-Комплексный медицинский консалтинг. — Москва, [2023]. — URL: <https://www.rosniedlib.ru>. — Режим доступа: для зарегистрир. пользователей. — Текст: электронный.
- 1.5. Большая медицинская библиотека: электронно-библиотечная система: сайт/ ООО Букап. — Томск, [2022]. — URL: <https://www.books-up.ru/ru/library/>. — Режим доступа: для зарегистрир. пользователей. — Текст: электронный.
- 1.6. ЭБС Лань: электронно-библиотечная система: сайт / ООО ЭБС Лань. — Санкт-Петербург, [2023]. — URL: <https://e.lanbook.com>. — Режим доступа: для зарегистрир. пользователей. — Текст: электронный.
- 1.7. ЭБС Znanium.com: электронно-библиотечная система: сайт /ООО Знаниум. - Москва, [2023]. - URL: <http://znanium.com>. — Режим доступа: для зарегистрир. пользователей. - Текст: электронный.

2. ConsultantPlus [Электронный ресурс]: legal search system. /ООО «Консультант Плюс» - Электрон. дан. - Москва: КонсультантПлюс, [2023].


3. Базы данных периодических изданий:

- 3.1. eLIBRARY.RU: научная электронная библиотека: сайт / ООО Научная Электронная Библиотека. — Москва, [2023]. — URL: <http://elibrary.ru>. — Режим доступа: для авториз. пользователей. — Текст: электронный.
- 3.2. Электронная библиотека «Издательского дома «Гребенников» (Grebinnikon): электронная библиотека / ООО ИД Гребенников. — Москва, [2023]. — URL: <https://id2.action-media.ru/Personal/Products>. — Режим доступа: для авториз.пользователей. — Текст электронный.

4. Федеральная государственная информационная система «Национальная электронная библиотека»: электронная библиотека: сайт / ФГБУ РГБ. — Москва, [2023]. — URL: <https://нэб.рф>. — Режим доступа: для пользователей научной библиотеки. — Текст: электронный.

5. Федеральные информационно-образовательные ресурсы:

- 5.1. Российское образование: федеральный портал/ учредитель ФГАУ «ФИЦТО» — URL: <http://www.edu.ru> — Текст: электронный.

Ministry of science and high education RF Ulyanovsk State University	Form	
F-Educational plan of the discipline		

6. **Электронная библиотечная система УлГУ:** модуль «Электронная библиотека» АБИС Мега-ПРО / ООО «Дата Экспресс». — URL: <http://lib.usu.ru/MegaPro/Web>. — Режим доступа: для пользователей научной библиотеки. — Текст: электронный.

AGREED:

Ишениер Ведущий ; Щуренко Ю.В. ; И.О.И. 120.06.2023
Должность сотрудника УИТИГ ФИО Подпись Дата